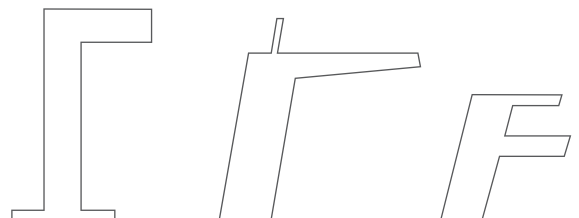




experience water

YOUR BATHROOM.
YOUR CREATIVITY.
YOUR LIFE.



HANSA|EDITION HANSA|LIVING HANSA|HOME

THE PHILOSOPHY, THAT GUIDES US COMES TO LIGHT IN EVERYTHING WE DO.

QUALITY WITHOUT COMPROMISE

HANSA supplies the best quality in the market: A commitment that we have set ourselves and is the standard on which customers base their evaluation. We meet this standard with both passion and purpose: providing products whose design, material, finish and technology continue to set new benchmarks. And we offer services for the benefit of all our market partners.

AWARD-WINNING PARTNER FOR CRAFTSMEN

A host of coveted awards prove how well we meet the highest of standards: In 2012, the readers of "markt intern", the business information service for German plumbing specialists, voted HANSA the "No. 1 specialist trade partner" for the 18th time in a row as part of the "performance report for sanitary fittings" that is awarded every two years. The high degree of trust placed in us by our partners is the driving force that has made us strong and will also secure the future success of the HANSA brand.





COMPREHENSIVE SERVICE

Excellent service is a tradition that HANSA excels at. Regardless of when, where and why we are needed, we come on-site and provide a competent service during the planning phase, when collaborating on effective solutions and following the sale. We also offer a range of training courses for our partners, sales support and a lot more. This ensures that our service partners also provide HANSA quality.

"EXPERIENCE WATER"

The HANSA brand encompasses the idea of designing water as well as fittings. An idea that hits home wherever there is water: across nations and borders and into the four corners of the earth. We are therefore striving to create the perfect unity of design and functionality. This is reflected in fittings that are as functional as they are fascinating thus making it both possible: To use and experience water.



WE TREASURE WHAT INSPIRES US. INTRINSICALLY. **SUSTAINABLY.** FOR MORE THAN 100 YEARS.

MORE THAN 100 YEARS OF SUCCESS

HANSA has been active in this field for more than 100 years and is one of the leading companies in the industry. Success over such a long period is no coincidence but the result of commitment, experience and consistently sustainable company development.

RESPONSIBILITY AND RESPECT

HANSA only works with high-grade, durable materials, such as dezincification-resistant and corrosion-resistant brass MS 63, plastics with the German KTW certification for drinking water and the WATER SAFE Hitec functional core. All of the brass parts that come in contact with drinking water in our basin models do not have a nickel coating – to maintain existing drinking water quality.

GREEN RESPONSIBILITY



The "Green Responsibility" label guarantees modern, ecologically sound HANSA technology, ensuring minimal usage of water and energy and adherence to strict international guidelines.

INNOVATIONS TO INCREASE COMFORT

HANSA is one of the trendsetters in the industry. Modern materials, progressive concepts for concealed and exposed products, new technical solutions that help to save water and energy: time and time again we have been the first to launch important innovations. HANSA holds numerous national and international patents. This is further proof of the sustainable force behind our company – in the past, today and in the future.

SUSTAINABILITY

AS A COMPANY PRINCIPLE

We have a special sense of responsibility for the precious resources with which we work on a daily basis. The basic principle of sustainability has always influenced our way of thinking and working, as well as all of our products and production processes. We do not focus on individual steps, but rather on cycles, and always have the entire life cycle of a product in mind. We place great importance on timeless designs that have their own style and do not follow the latest trends.

HANSA MAKES WATER EXCEPTIONAL TO EXPERIENCE.

PERFECT DESIGN AND FUNCTIONALITY

Designing fittings that shape water, are efficient and bring the experience to life: this is something we are able to achieve by combining a variety of skills. Each HANSA fitting is made up of the latest technology, recognised design skills and last but not least the excellent craftsmanship of our designers and engineers. The end products are highly functional and provide added emotional value within the overall effective design.

ALWAYS THE RIGHT CHOICE

The HANSA range is always moving and changing. To make it easier for interested parties and customers to maintain an overview of our flexible and expanding product range, we have divided it into three clearly defined segments:

HANSA|EDITION, **HANSA|LIVING** and **HANSA|HOME**.

This structure has provided transparency and valuable help. Rational arguments support the selection of the right products and eventually also the buying decision.






PURE WATER. PURE ENJOYMENT

One of our major aims is to provide you with an all-round good feeling when handling your fitting and drinking water. This is why HANSA fittings comprise special technical characteristics to provide the highest possible degree of safety and optimum comfort. The extensive HANSAPROTEC system and, for example, the WATER SAFE Hitec functional core maintain the highest water quality, while innovative laminar technology guarantees pure water enjoyment. At the same time, you can save energy and thus directly make the most of it while enjoying the lasting impact.






WATER PERFORMANCE

We understand products as an inseparable unit of design and functionality. What is visible in front of the wall must be just as convincing as what is hidden inside the fitting or behind the wall. Each individual HANSA product contains extensive expertise – and thus also includes a comprehensive package of benefits for everyone who comes in to contact with the product right from the planner to the fitter and user.



OUR **DESIGN** INSPIRATION IS FED
BY THE MOST ABUNDANT
SOURCE IN THE WORLD: WATER.



| | | | | | |
|--|--|--------------------------------------|--|---|---|
| 2004, 2005  Design Center Stuttgart | 2004, 2006, 2009, 2010, 2011, 2013  German Design Award VERMINT | 2003, 2005 DESIGN PLUS | 2003, 2005, 2007, 2009  reddot design award winner | 2006, 2007, 2009  GOOD DESIGN | 2004, 2006, 2010  product design award |
|--|--|--------------------------------------|--|---|---|

We work for people, not for prizes. The special quality, refined technology and innovative designs of our fittings are made to fascinate people every day and make them happy. Nevertheless, we see it as a major compliment when our fittings not only thrill our customers but also renowned professionals, international design experts, forums and bodies.

Numerous design prizes tell us that the "experience water" philosophy is also the right one for us going into the future; that our fittings impressively convey what has moved us from the beginning – the love of water.

There can be no better motivation to keep our ideas bubbling at the surface.



BERLIN



HONG KONG



Airport, Frankfurt/Main



Vitaparc, Stuttgart



Lefay Resort & Spa,
Lago di Garda



Conrad Hotel, Hongkong

OUR IDEA CONNECTS:
REGIONS, CITIES,
CULTURES, PEOPLE.



NEW YORK



SYDNEY AUSTRALIA




Shangri-la Hotel, Manila



Celebrity Eclipse cruise ship



Wananavu Beach Resort, Fiji



Hilton Hotel, Sydney

The impact of our trademark philosophy has reached far and wide over the decades. That is not surprising: the HANSA brand is synonymous with values that are held in the same regard by everyone. This is why our products are popular the world over. HANSA fittings deliver water to people in public buildings, companies, hotels, leisure facilities and, not least, in a multitude of home bathrooms. A joy to behold. And as always, we make it as joyful as we can.

Just like water, we are always on the move. This is why we are now already working on specific concepts for the future with a variety of partners. One example is the joint research project "FutureHotel" commissioned by the Fraunhofer Institute. Looking into the future, working on visionary solutions and cooperating across industries ensures that we establish connections between the things we have to offer and the things that we want to pass on.

INSTEAD OF
OFFERING
EVERYONE
EVERYTHING.
WE OFFER
EVERYONE
THE RIGHT
THING.





HANSA|EDITION

VISIONARY SOLITARY FITTINGS



- Not only designing fittings but water: **HANSA|EDITION** implements this requirement at the highest level.
- Every single solitary fitting is fascinating thanks to a visionary design concept and impresses with uncompromisingly perfect functionality.
- Intelligent electronics guarantee a unique performance, while keeping water consumption to a minimum in keeping with the times.



HANSA|LIVING

VERSATILE BATHROOM WORLDS



- The exciting character of the **HANSA|LIVING** series meets unique style requirements.
- Innovative planning concepts in architecture-driven environments can be realised with the extensive, highly diverse range in conjunction with the concealed **HANSAMATRIX** installation system.
- For all series, the consumption figures are consistently 6 l/min, providing an important contribution to environmental protection.



HANSA|HOME

CLASSIC BATHROOM SOLUTIONS



- The modern functionality of the **HANSA|HOME** series focuses on the core range for standard bathrooms.
- The programme includes a wide selection of proven, universal fitting series. Their clear design is more than a passing trend.
- Ecologically exemplary – all **HANSA|HOME** series are equipped with water saving technologies, offer solid craftsmen quality and high-level HANSA safety.



| | | | |
|-------|--------------|-----------------------------------|----|
| HANSA | EDITION | Visionary, fascinating, emotional | 16 |
| | HANSALATRAVA | | 20 |
| | HANSACANYON | | 22 |
| | HANSAMURANO | | 24 |

| | | | |
|------------|---|--------------------------------|----|
| HANSA | LIVING | Modern, expressive, individual | 26 |
| NEW | HANSALOFT | | 34 |
| | HANSADesigno | | 38 |
| | HANSALIGNA | | 42 |
| | HANSATELA | | 46 |
| | HANSARONDA | | 50 |
| | HANSAMATRIX / HANSAVAROX concealed product system | | 54 |

| | | | |
|------------|-------------|---------------------------------|----|
| HANSA | HOME | Reliable, ecological, universal | 58 |
| | HANSAMIX | | 62 |
| NEW | HANSASIGNA | | 64 |
| | HANSAPRADO | | 66 |
| | HANSAFORM | | 68 |
| | HANSADISC | | 70 |
| NEW | HANSATWIST | | 72 |
| | HANSAVANTIS | | 76 |
| | HANSAPINTO | | 78 |
| | HANSAPRIMO | | 80 |
| | HANSAPOLO | | 82 |
| | HANSAPICO | | 83 |

COMPLEMENTARY PRODUCTS

| | | | |
|-----------------------------|------------|--|-------|
| Exposed thermostats | NEW | HANSAPRISMA | 88 |
| | | HANSACUBE / HANSATEMPRA STYLE | 90 |
| | | HANSAMICRA / HANSAUNITA | 91 |
| Rim-mounted and accessories | | Rim and wall-mounted fittings | 92 |
| | | HANSA ACCESSORIES | 99 |
| Shower systems & showers | | HANSASMARTSHOWER | 104 |
| | | HANSA SHOWER SYSTEMS: HANSAPRISMA / | 105 |
| | | HANSATEMPRA STYLE / HANSAJET / HANSAVIVA | |
| | | OVERHEAD SHOWERS: HANSARAIN / HANSACLEAR / | 109 |
| | | HANSAVIVA | |
| | | HAND SHOWERS: HANSAVIVA / | 110 |
| | NEW | HANSAVIVA FLEX / HANSAMEDIJET FLEX | 112 |
| | | HANSACLEAR / HANSA2DAY | 114 |
| | | HANSAPUREJET / HANSABASICJET | 115 |
| Public area | | HANSANOVA STYLE / HANSAPUBLIC | 118 |
| | | Electronic fittings | 120 |
| Range | | HANSASERVICEplus / product overview | 122 |
| | | Contents of the HANSA fitting ranges | 124 |
| | | Recommended combinations | 126 |
| | | Product overview | 128 |
| | | HANSA – there for you, wherever you are | 178 |
| | | HANSA – There is more in it | Cover |




VISIONARY
FASCINATING
EMOTIONAL



EDITION





STRIKING SOLITAIRES. PERFECT BATHROOMS: HANSA|EDITION.

"EXPERIENCE WATER" IN ITS PUREST FORM

The HANSA philosophy is directly expressed in the solitary fittings included in **HANSA|EDITION**.

Water can flow freely, putting on spectacular shows and providing a sensory experience.

Implemented with the aim to provide a perfect combination of design and functionality, the **HANSA|EDITION** fittings captivate with their visionary design concepts and uncompromising stylistic elements helping detail and material blend perfectly. **HANSA|EDITION** has been created for people who regard design as an attitude towards life and have a keen eye for that special something provided by unique solutions.

FROM SOLITAIRE TO BATHROOM

To show off their best possible radiant shine, solitaire fittings from the **HANSA|EDITION** range require a suitable environment. **HANSAMATRIX** enables you to create a bathroom design that fully incorporates the design concept and performance of the exposed basin fitting. The grid-based concealed system is a technical product but also adds to the design. With its highly aesthetic and architectural demands it is suited to **HANSA|EDITION** fittings, while its functional diversity ensures that individual ideas can be implemented.

TOP PERFORMANCE THANKS TO ADVANCED TECHNOLOGY

Advanced technology plays a significant role in the exceptional fittings included in **HANSA|EDITION**. Although it does not outshine the excellent performance of the water and blends in perfectly. In all of the areas where electronic controls are used to implement conventional operating concepts or generate special effects, the technology behind it is hidden in a compact unit. Thus ensuring perfect functionality and simultaneously providing maximum creative freedom.

NICE AND SENSIBLE

Huge impact despite minimal use of resources:

HANSA|EDITION fittings prove that this is definitely possible.

The unique effects are not generated by the vast flow of water but rather by the intelligent flow and distribution of the water. In comparison to conventional fittings this ensures that up to 65% of water is saved. **HANSA|EDITION** is thus not just extraordinarily beautiful but also extremely sensible.

NOT MODELLED ON ANYTHING. THIS IS THE ICON: HANSALATRAVA.



The HANSALATRAVA is controlled by a panel integrated into the design that uses coloured light-emitting diodes to visualise the relevant mixed water distribution that is selected. Piezotechnology ensures reliable function over many years.





The diagonal laminar water jet is generated by a completely new type of flow regulator. This spectacular effect is achieved by the distribution and not the quantity of water.



Water is so much more than just a flow: it rushes, surges, bubbles, whispers, roars, sparkles and dances. That is why HANSA has always prepared the stage for water's great performance, which it masters like no other element: with fittings that give directions to water and make it an experience for all your senses. HANSALATRAVA is a fitting that takes this philosophy to the limit. Contemporary perspectives, well-known design principles and assimilated ways of thinking:

HANSALATRAVA makes use of the familiar, only to take it to a new level. It is uncompromising, focused and is as equally cool as it is audacious.

HANSALATRAVA makes no references, quotes nobody and interprets nothing.

HANSALATRAVA is a completely new archetype, original in its design vocabulary and original in the way it presents water. It is a formal sculpture, never before created.

A superior stand-alone feature with a powerful style – although it can still be integrated, especially when combined with HANSAMATRIX.

For people who never see boundaries as an end but always as the start of something new.




WATER FOR ALL OF THE SENSES: HANSACANYON.

The unpretentiously monolithic body of the HANSACANYON braces itself against the power of this primordial element – levelling its path in a quite spectacular way.

The scenery is illuminated from within using light coloured to correspond to the temperature of the water, in a cool blue, a gentle violet or a warm red. Electronic sensor buttons provide the controls.

The architecture-based concealed system HANSAMATRIX can be combined harmoniously enabling you to enhance the full bathroom with the high aesthetic and functional requirements of HANSACANYON.





The right angle and the precise geometry of the body of the fitting provide an exciting contrast to the free-flowing water. This effect is reinforced by the mirror cladding on the inner sides of the outlet.

Water, light, energy, force and design. These are the elements that make HANSACANYON an avant-garde part of your bathroom. The technology is not just implemented as an end in itself but forms the basis for an idea behind the overall production. All of the control technology is invisible ensuring that the cool chrome fitting is all that remains. A fantastic appearance.



IN EVERY ERA, IT IS THE FOUNTAINS THAT TELL THE STORIES OF WATER ART AND BATHING CULTURE: HANSAMURANO.

It is obvious that the HANSAMURANO range has been inspired by classical fountains of bygone eras. Ten years ago, their visionary interpretation of the historic model was revolutionary and the fascination does not seem to have diminished since then. Although it is often copied, HANSAMURANO is and will remain the original. The water features still excite, please and fascinate us more than ever especially when looking back at the originals.

Combining HANSAMURANO with HANSAMATRIX is functionally logical and visually appealing. The flexible concealed system transfers the high requirements of the basin fitting to the fittings of all of the bathroom areas.

Although it is inspired by history, HANSAMURANO bathroom culture as we know it today combines a timeless design with modern technology that encompasses the here and now.





A **HANSAMURANO** bowl from the Cenedese special edition is a true work of art, hand-blown in Murano and certified to be a unique piece. From various exclusive designs with different glass bowls and metal bodies, you can choose the one that fits your personal style best – for example Spirale Bianco, Rosso and Oro (row of pictures from left to right).

You can purchase this unique line from our customising service **HANSASERVICEplus**.



10 YEARS

THE ORIGINAL
HANSAMURANO





LIVING

MODERN
EXPRESSIVE
INDIVIDUAL

TOTALLY INDIVIDUAL. COMPLETELY CONVINCING: HANSA|LIVING.

GREEN RESPONSIBILITY



Green responsibility is more than just a buzzword for HANSA. We do not just adhere to statutory standard values but in fact clearly outperform them. We believe that developing and making innovative technologies ready for series-production is an important investment in the future. As only by pushing the boundaries of sustainable ecological development, will future generations also be able to experience water as we intended.

PERFECT APPEARANCE, PERFECT FUNCTIONALITY

Combining the **HANSA|LIVING** range with the **HANSAMATRIX** range of products provides high-quality concealed solutions that blend perfectly into architecture-driven environments. The pure and tidy design is a clear indication of the simple system behind the wall. **HANSAMATRIX** ensures the perfect provision of water in all areas of the bathroom by means of compact, easy to install modules with integrated functions that can be combined in a variety of ways.

MAKING SAVINGS WHERE IT REALLY MAKES SENSE

New perspectives: This really does not just apply to the visual impact. **HANSA|LIVING** represents simple installation, maximum user-friendliness and last but by no means least excellent cost-effectiveness. In all of the **HANSA|LIVING** series, the water flow rate of basin fittings is reduced to just 6 l/min, while comfort still remains limitless thanks to complete and optimised spray patterns. So save where it really counts: with beautiful, intelligent **HANSA|LIVING** solutions that really are worth the investment.



NEW DESIGN PERSPECTIVES

The series included in the **HANSA|LIVING** ranges are completely convincing and therefore fit perfectly into intrinsically planned, modern bathrooms. Characteristic designs, which are definitely a cut above the rest, satisfy the most exacting aesthetic demands. An extensive and modular range of products ensure that the design concept is implemented consistently throughout the bathroom while also making unusual ideas become a reality.



TWO PHIL UNLIMITED DE

THE X PHILOSOPHY: PURISM AT ITS BEST.

Straight lines, clear structures, maximum reduction of shapes, colours and materials: the amazing look of the **X** bathroom. It just exudes coolness, understatement, clarity and intensity. Its architecture follows a strict pattern – and **X/O** allows you to perfect this down to the very last detail.



OSOPHIES. SIGN OPTIONS.



THE **○** PHILOSOPHY: HARMONIOUSLY DEVELOPED PERFECTION.

Inviting as soon as you enter the door. Sensual, welcoming, personal: that's the **○** bathroom. It exudes warmth, harmony and relaxation, it is the much-quoted oasis where you can relax and recharge your batteries. The materials and shapes are easy on both your eyes and hands.

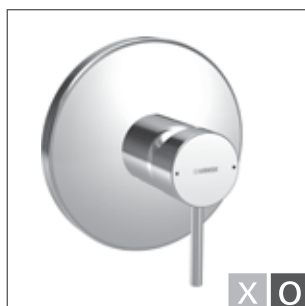
The **○** philosophy allows you to enhance all of the bathroom fittings with the perfectly soft-flowing lines and gentle appearance regardless of which design you select for the chosen range of fittings.



Pure and clear or gently rounded: hand showers with different designs emphasise the fundamental design philosophy of the bathroom.



The individual design concept can also be implemented down to the very last detail in the shower. Square or plate-sized overhead showers considerably shape the characteristic look.



Modern HANSA concealed systems form a basis on which various design ideas for the entire bathroom can be implemented.

HANSAMATRIX provides clear, architectural solutions in X bathrooms.

HANSAVAROX with its square or round collars is a universal solution for X and O bathrooms.

THE X/O MODULES: SYSTEM WITH DESIGN FREEDOM.



X O On the following pages, this symbol indicates products and bathrooms that have been designed based on the X philosophy.

X O This symbol indicates products and bathrooms that have been designed based on the O philosophy.



The square X plates are design options that enable you to integrate basin fittings into a predominantly cubic bathroom architecture.



With X or O basin solutions, you can either emphasise the clear and strong or the soft and rounded design aspects of a range of fittings to suit the overall design philosophy of the bathroom.

THE CLEAR CUBIC X BATHROOM:
Unhindered by concepts and free,
yet clearly structured and perfectly
formed: the amazing look of the
HANSALOFT X bathroom.
Its individuality is achieved by
consciously concentrating on just a
few shapes, exquisite colours and
exclusive materials.




FREE THINKING. STRAIGHT TALKING: HANSALOFT.

FOR THE CUBIC, IMPRESSIVE X BATHROOM

If you like your own space in rooms and while you are thinking, then the side-controlled **HANSALOFT** for **X** bathrooms is the fitting for you. Its unambiguous clarity that is completely free from disturbing influences and distracting elements not only shapes the basin but the entire room. It is impossible to overlook it. It challenges and provokes and shows a sense of creative determination that is rarely witnessed. Flat surfaces with a mirror finish, the gentle interaction between varying angle dimensions and perfect edges result in a functional work of art with an overwhelming presence that surprisingly offers new and exciting views from various perspectives.





Due to its impressive contours and unique spatial aura, HANSALOFT in the X bathroom is an essential element of the overall architectural concept.



The **O** philosophy: An oval **O** collar combined with the round shapes of the wall-mounted **HANSALOFT** basin fittings are simultaneously contrasted by the square contours of the spout and lever.



THE HARMONIOUS, SOFTLY ROUNDED O BATHROOM:

Personal, natural, welcoming: the HANSALOFT O bathroom combines exterior design and well-equipped interior, linear architecture and homely ambience, clear structures and flowing shapes, which are easy on both your eyes and hands.



FREEDOM THROUGH INTEGRATION: HANSALOFT.

FOR THE HARMONIOUS, SOFTLY ROUNDED O BATHROOM

Integration instead of dominance: the slender HANSALOFT for the O bathroom fits in harmoniously with its surroundings, but is still a real eye-catcher. The combination of the round basic shape with the "horizontal" and "vertical" angular elements is sophisticated, while the accentuated vertical elements are remarkably elegant. The centrally-controlled HANSALOFT in the O bathroom encompasses and complements the interior style – invoking a feeling of completion. Obviously related to the side-controlled version through its geometry and material properties, the gentle rounded shapes give this version the appearance of lightness and reserved elegance. The opposed alignment of the spout and lever axis provides a modern, highly individual interpretation of the classic control concept.



A BATHROOM WORLD OF ITS OWN: HANSA**DESIGNO**.

The bathrooms of the future are individually created living spaces, which increasingly integrate the designs and functions to make an elaborate form of architecture.

HANSA**DESIGNO** even finds an answer to these increasing demands with tailored products. The extensively widened, finely differentiated range enables innovative plans and precisely tailored solutions to be implemented.

The emphatically sought-after individuality not only arises from the variety of planning options, but also from the possibilities offered by the design and the supplementary elements from the **X/O** construction kit.

Meticulous detail solutions convey the high level of product aesthetics that are typical of HANSA.





The look of cubic, clear X bathrooms:

The combination of **HANSADESIGNO** with the grid-based concealed system **HANSAMATRIX** enables the realisation of fittings with a clear and fresh look.



The particularly precise lever of the **HANSADESIGNO** range is available in classic chrome or with an inlay made from black or white glass. Always matching the style of the furnishings, fittings can be created in this manner with a very personal touch.

Straight and erect, austere in terms of form, without a single superfluous element: the stylish consistency of the raised base fitting characterises the whole **HANSADESIGNO** range. The fitting is cast from a single piece of metal without joints, emitting a particularly valuable appearance.

SEE YOUR BATHROOM AS A PLAYGROUND: HANSADESIGNO.

Today's bathrooms are much more than rooms with a function. They reflect personality and emotions, are stylish and charismatic, generously dimensioned and comfortable. Completely new ground is explored in the design of these bathrooms – and HANSADESIGNO has certainly made a contribution. The uniquely curved fitting for pedestal basins, the exposed shower fitting with its very slender wall connection or the matching solutions for the bathtub are examples of a HANSADESIGNO range that provides more creative freedom than ever before.


Thanks to the pressure-compensated flow restrictor and hot water stop, HANSADESIGNO has been awarded with the top mark of four stars by efficiency label WELL.



Quite different to the usual, quite typical for the new **HANSADESIGNO**: this four-hole solution, looking elegant here at the narrow end of the bathtub, shows all the characteristics of the range and just one of many new ways of individually designing a bathroom.



WORTH MORE THAN JUST A
GLANCE: HANSALIGNA.



With its unmistakeable, clear design HANSALIGNA lends every bathroom a modern look. Equally as sophisticated as the visual aspect is the technical standard: designed for comfort, safety and sustainability, HANSA technology guarantees optimal functionality, helps to conserve resources and renders HANSALIGNA a lasting pleasure to enjoy.

Perfectly ideal is the combination of HANSALIGNA with HANSAMATRIX.

The trimmed-down, distinctive design of this fittings range and the grid-based concealed installation system enable convincing, integrated solutions. There are no limits to your creativity when planning, and the logically structured, pragmatic HANSAMATRIX system provides maximum reliability for the realisation of sophisticated ideas.

Thanks to the pressure-compensated flow restrictor and hot water stop, HANSALIGNA has been awarded with the top mark of four stars by efficiency label WELL.






Classic clear lines and unconventional control concept: On the new side-controlled version of the HANSALIGNA basin fitting, the pivotable spout is predominantly protected from the water that may drip off your hands. This ensures that the high-gloss chrome surfaces always appear immaculate even in daily use.



HANSALIGNA is also available with HANSAMATRIX, the innovative new product system for concealed solutions. This allows integrated bathroom planning to be easily realized. The result is as clearly structured on the wall as it is behind the wall.



It has not been part of the range for very long but already has its own success story. The concept that encompasses sophisticated and timeless modern design with excellent HANSA quality at an attractive price level ensures that HANSALIGNA provides a complete package. The varied HANSALIGNA range comprises all of the classic solutions, while also offering elegant variants for basins and bathtubs as well as more extravagant products such as the floor-standing bathroom fitting. When combined with HANSAMATRIX and various X/O elements, this increases the variety of individual bathroom designs as well as boosting the enthusiasm for a range of fittings that is setting trends well ahead of its time.

PERFECT REFLECTION OF A STRONG CHARACTER: HANSALIGNA.



Whether in spacious open-plan bathrooms – as shown here – or in more conventional planning solutions: HANSALIGNA attracts attention without imposing itself, and formulates a clear, modern, expressive look.



Side-controlled and very modern: The side-controlled HANSASTE^{LA} is a new version of the style icon. Its swivel spout provides a stream of clear water without added air. Pure enjoyment – that is instantaneous and sustainable thanks to a water consumption of just 6 l/min.
The X plate that is integrated here also accentuates the right-angled aspects of the fitting.



Strictly minimalist: That is the HANSASTE^{LA} wall-mounted basin fitting. The HANSAMATRIX concealed system forms the basis of this perfect solution.



Strictly minimalist: That is HANSASTE^{LA} when it comes to raised base solutions for washbasins. A concealed jet regulator "bundles" the water into a concentrated, powerful jet that literally flows into and absorbs the shapes of the fittings.

STYLE ON A GRAND SCALE: HANSASTE^{LA}.





HANSATELA embellishes modern bathrooms with its clean-cut but soft look. At first sight, its design is rather understated. But the combination of joystick control and the wide, rectangular HANSAFLOW spout strike as extraordinary and trendsetting. With its contrasting design vocabulary, HANSATELA is particularly flexible for the combination with different washbasins and also with a variety of lines from our shower program. This provides plenty of scope for creative design. The technology of HANSATELA derives from quality, which has always been one of our most important promises.

HANSATELA has been awarded the European efficiency label WELL based on its water-saving characteristics.



FOR EVERYONE WHO ALSO WISHES TO SEE RELAXATION: HANSA**STELA**.

HANSA**STELA** sets new trends for showers and bathtubs. Its smooth surfaces and perfect curves are as simple as they are beautiful and conceal the proven HANSA technology in a sublime way. The pleasantly modest design enables the combination with numerous lines from our shower range. Even more design options are available by combining elements from the **X/O** system. For example, if HANSA**STELA** fittings are designed and implemented based on the innovative HANSA**MATRIX** concealed system, this will provide you with an integrated cubic and clearly characterised bathroom design.

Great user friendliness, mature system technology on the inside and a level of flexibility that allows almost every bathroom wish to be fulfilled: do you need any more reasons to choose HANSA**STELA**?



The **X** philosophy: Based on the HANSA**MATRIX** concealed system, the implemented HANSA**STELA** bathtub solution impresses with its clarity and straight lines.



The **O** philosophy: Combined with round HANSA**VAROX** collars and a transparent HANSA**CLEAR** hand shower, the HANSA**STELA** solution provides a mellow and pleasant feel.




The HANSA**STELA** exposed version for the bathtub: The basic symmetrical structure, concealed connectors and a diverter integrated into the shower outflow create an optically appealing, yet functional package.



Exhilaratingly beautiful:
HANSATELA in the shower,
illustrated here as a mixed **X/O**
combination made up of
HANSAMATRIX concealed
components and a round overhead
shower.





Comfortable and very practical: the special extractable hand spray is ideal for washing hair and filling containers.

On the new **HANSARONDA** side-controlled version, the pivotable spout with its elliptic cross section makes it a real eye-catcher. The chrome surfaces are well protected from the water that may drip off your hands, thus ensuring that it always appears immaculate even in daily use.



EMOTION AND INTELLECT IN COMPLETE HARMONY: HANSARONDA.



The new HANSARONDA is mighty impressive due to a pleasant combination of resolute and calming, linear and elliptical shapes. Its character is particularly well illustrated by the high base fitting.

Harmony: No other fittings range embodies this principle as convincingly as the new HANSARONDA. After careful but stringent reworking of the design this popular line looks young and fresh. The carefully selected product range is both contemporary and practical.

The varied HANSARONDA options for basin, bath and shower allow the realisation of wide-ranging ideas and sophisticated architectural proposals.

By combining it with elements from the X/O construction kit, you can implement your own design ideas in all areas of the bathroom.

In accordance with ecological responsibility are the HANSA product-concept for sustainable design and the limitation of the flow rate to 6 litres/min.


Thanks to the pressure-compensated flow restrictor and hot water stop, HANSARONDA has been awarded with the top mark of four stars by efficiency label WELL.



ALWAYS DIFFERENT. ALWAYS UNIQUE: HANSARONDA.

Thanks to the ideal solutions for bathtub and shower, your HANSARONDA bathroom has it all. The well-thought-out range enables us to meet individual needs and preferences.

A spectacular free-standing bath fitting, classic-modern exposed fittings, conventional or puristic-innovative concealed concepts: everything is possible, and everything is unmistakably HANSARONDA. Its pleasant, timeless design fits harmoniously into the overall picture and will remain a firm favourite for many years to come.



Stylish trim kits cover the connections, thus increasing the perceived value of the HANSARONDA exposed solution (see picture far left).



In large, design-driven bathrooms, the floor standing HANSARONDA bath fitting is a particular eye-catcher (see picture far left).



The O philosophy implemented with all of the comforts (see picture on left and large picture on right): The HANSAVAROX collars and HANSAVIVA hand shower match the round shaped parts of the fitting. However, in addition to their appearance, HANSARONDA and HANSAVIVA have a lot in common: modern look, wide range of functions, excellent price/performance ratio and top HANSA quality. Both ranges allow numerous combinations and complement each other perfectly.



The X philosophy implemented stringently: This HANSARONDA solution for the bathtub is based on the innovative concealed system HANSAMATRIX (see picture left). All the functions are combined in a compact fashion in just a few components. The appearance of the fitting is clear and visually perfect – ideal for architecture-driven bathroom planning.



OPEN PARTNERSHIP: CONCEALED SYSTEMS FOR THE HANSA|LIVING RANGES

Strict logic, clear appearance, unbeatable versatility: HANSAMATRIX is the perfect system to implement the X design philosophy.
(HANSATELA series)





Circular HANSAVAROX collars blend well with the round shapes of the fitting and are important design elements in **O** bathrooms.
(HANSALOFT series)



Square HANSAVAROX collars accentuate the angular contours of the lever and spout and are perfect for **X** bathrooms.
(HANSADESIGNO series)

With a variety of designs and an extensive range of products, the **HANSA|LIVING** series provides you with all of the options to design your bathroom to your exact specifications. The modern concealed systems HANSAMATRIX and HANSAVAROX, form the basis to implement your plans and not only guarantee a perfect installation but also further enhance your creative freedom.

HANSAMATRIX is an innovative product system which allows the complete realisation of high-quality architecture-driven planning as a concealed solution. The components of the HANSAMATRIX system can be combined in innumerable ways with the aid of a classic-sized grid. Several functions can be cleverly grouped in a new component, resulting in tranquil and elegant fittings – in all bathroom areas with an identical logic as regards basin, bathtub and shower, as well as with a matching overhead shower. The overall impression of the **X** bathroom is one of linearity, precision and clarity.

HANSAVAROX is a universal solution that uses the "socket" function for the fittings. The system is quick to install, offers maximum flexibility, safety and is easy to maintain. The square and round designs of the HANSAVAROX collars enable different design ideas to be implemented: perfect and clear **X** bathrooms as well as harmonious and sensual **O** bathrooms.



THE SYSTEM THAT PROVIDES CLARITY. IN FRONT OF THE WALL AND ALSO BEHIND IT. HANSAMATRIX.

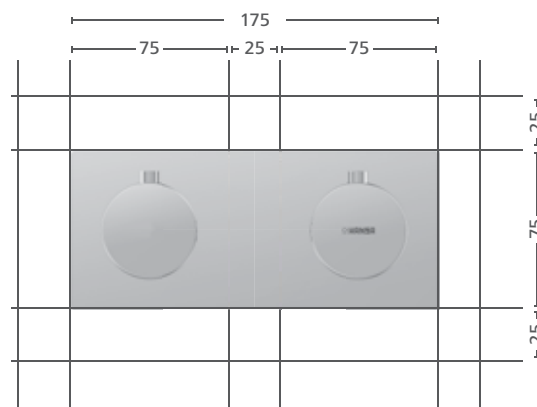
The **HANSA|LIVING** range allows you to realise cutting-edge, architecture-driven plans for every aspect of your new bathroom. The overall impression is created by dividing surfaces into sections, and is captivated through the harmony of their well-balanced dimensions and elegant structure. The types of fittings which can be designed and achieved with **HANSAMATRIX** make a decisive contribution.

The measure of all things for **HANSAMATRIX** is 25 mm. Based on a 25-mm grid, wall surfaces can be structured in a well-balanced manner, producing a natural harmonious appearance and optimum utilisation.

The clear logic gives planners the freedom to create stunning designs.

Two classic shapes are derived from the grid dimension for the design of the individual **HANSAMATRIX** components: a square measuring 75 mm x 75 mm and a precise rectangle measuring 75 mm x 175 mm.

Unique product options, the versatility of the application techniques, simple installation and maintenance ensure that **HANSAMATRIX** is an exceptional product system.



The 25-mm grid dimension is the basis for all **HANSAMATRIX** planning activities, and provides you with the largest possible space for creative freedom while offering maximum safety. Even the shapes of the **HANSAMATRIX** components are based on the 25-mm grid.

HANSAMATRIX: DESIGN ACCORDING TO YOUR TASTE.

HANSAMATRIX is fascinating due to its clear and thorough design. You have the opportunity to adapt **HANSAMATRIX** to all the **HANSA|LIVING** series.

The control levers and bathtub spouts dictate the respective series design. This generates a comprehensive product system with unmatched application versatility. Designed to match the architecture, the furnishings, your tastes and personal style.



Lever mixer
HANSADESIGNO



Lever mixer
HANSALIGNA



Lever mixer
HANSASTECLA




Lever mixer
HANSARONDA



Lever mixer
HANSALOFT

INDIVIDUAL **HANSA**LIVING SOLUTIONS. THREE LEVELS. DIFFERENT SOLUTIONS.



1

Smooth installation thanks to the assembly rail: Installation and planning level



Lever mixer function units (single-lever mixers) for basin, bath or shower available with volume control or with diverter / volume control



Thermostat function units (thermostat) for bath or shower available with volume control or with diverter / volume control



Wall outlet function unit for bath or shower



Pipe interrupter when bathtub is filled via pop-up waste

2

Select the suitable solution: Concealed installation and functional level



Various lever mixer versions for basin, bath or shower (depends on the series)



Various thermostat versions for bath or shower (irrespective of the series)



Various wall outlet versions (irrespective of the series)



Cover collar (irrespective of the series)

3

Perfection on the wall: Exposed installation and design level.





RELIABLE
ECOLOGICAL
UNIVERSAL



EXEMPLARILY ENVIRONMENTAL SENSITIVITY. EXTREMELY IMPRESSIVE: HANSA|HOME

LESS IS MORE:

SAVING WITHOUT COMPROMISING ON COMFORT.

All of the **HANSA|HOME** series are designed with ecological compatibility in mind, equipped with water saving technologies and offer high-level HANSA safety.

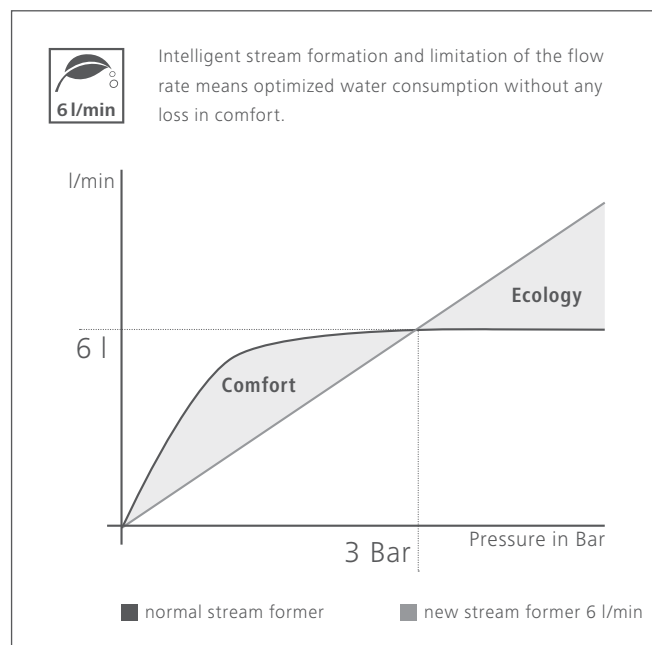
The series fitted with our Classic cartridge are provided with a special honeycomb shape stream former that has been inspired by nature. This stream former reduces the flow rate from 12 l/min to 6 l/min.

The volume of the spray has actually been retained despite the actual flow rate being halved.

For all series with **HANSAECO** control cartridges, the maximum flow rate is limited to 8 l/min and individual adjustment options can reduce it to 6 l/min.

THE BEST DECISION – SIGNED AND SEALED.

WELL – Water Efficiency Label – is the product classification system of the European sanitary valve industry. It is intended as a guideline for buying decisions – particularly in terms of the responsible handling of water. Classified in the categories "water volume (flow rate)" and "water temperature", domestic sanitary valves can be awarded a maximum of four stars. Most of our **HANSA|HOME** ranges have already been awarded the top mark and many more are set to follow.



Hersteller:
Produktkategorie:
Typ:
Modell:
Registrierungsnummer:

Hansa Metallwerke AG
Waschtischarmatur
Einhebelarmatur
HansaPolo HansaVantis
WA10080-20100614



Wasser Effizienz Kriterien

| | |
|---|-----|
| Durchfluss > 6,0 l/min ≤ 9,0 l/min | * |
| Durchfluss geregelt ≥ 4,0 l/min ≤ 6,0 l/min | *** |
| Durchflussunabhängige Temperatureinstellung | * |
| Temperaturbegrenzung / Kaltwasserventil | *** |

Informationen Betrieb und Montage: www.well-online.eu.
A Label of EUnited Valves
European Valve Manufacturers Association



HANSAVAROX: EVERYTHING FITS PERFECTLY.

HANSAVAROX sets the standard for every **HANSA|HOME** concealed installation. There is probably no other system that is as quick to install and mount and that provides such a high degree of flexibility, safety and is easy to maintain.

HANSAVAROX uses the "socket" principle. The universal basic unit is therefore available for all applications. It is possible to install, retrofit or replace fittings simply, reliably and very quickly. An excellent solution for builders as it also considerably reduces the capital commitment during the construction phase.



MORE COMFORT IN THE XL CLASS.

The **HANSAVANTIS**, **HANSATWIST**, **HANSAPINTO** and **HANSAPRIMO** ranges have each been supplemented with a **XL** version of the classic basin fitting. In comparison to the height, it is **20 mm** higher. This is not just an imposing feature but also increases comfort. This is because the slight forward tilt combined with the height simultaneously increases the projection, ensuring that there is adequate space and even more hand freedom under the fitting to wash your hands or to fill receptacles, for example.



BATHING, SPLASHING, SPRAYING, SHOWERING. WATER IS FUN WITH HANSAMIX.

Wall lever mixers with different spout lengths, single-lever washbasin mixers, thermostats or user-friendly single-lever fittings for baths and showers – few other bathroom ranges offer as much diversity as HANSAMIX. Create your own individual solutions with the extensive HANSA shower range.



HANSAMIX is definitely a classic. Used by millions, it is among the most successful bathroom fitting ranges in Europe. Thanks to innovations such as the practical control cartridge with HANSAECO functionality, continuous improvements to brass bodies and advances in chrome-plating, HANSAMIX continues to set the benchmark for functional bathroom fittings. Its simple, modern elegance outlasts all passing trends.



CONVENIENCE IN EVERY ASPECT OF YOUR LIFE: HANSASIGNA.

Bathroom fittings do not just have to be visually appealing, but especially need to meet the requirements of the individuals who use them on a daily basis. To gain a better understanding of the special requirements of certain users, HANSA engages in an intensive exchange with its partners – such as the GGT Deutsche Gesellschaft für Gerontotechnik®. This German Society for Gerontology completes comprehensive questionnaires with people over fifty and implements acceptance tests for the safety, functionality and design of the products.

The development of the HANSASIGNA range includes experiences and knowledge gained from the surveys. The result is a highly user-friendly fitting that takes all of the requirements of people over fifty into consideration while still looking stylish enough to be suitable for "younger" bathrooms.



Soft curves and rounded edges not only enhance user safety. The avoidance of dirt edges and the fully sealed connections help to minimise the formation of germs.



HANSASIGNA is equipped with the HANSAPROTEC system. This means that all water-bearing parts have a lead content of less than 0.3%. The water course is not nickel coated.



Extensive hand freedom is even possible at smaller washbasins: thanks to HANSASIGNA XL, an alternative to the standard version.

BACK TO BASICS: HANSAPRADO.

HANSAPRADO is a classic HANSA fitting – functional and with tried-and-tested technology. Its attractive high-quality design fits in modern and in traditional bathroom environments. HANSAPRADO is top quality: from the corrosion-resistant brass body and the high-quality chrome finish to the HANSAECO control cartridge with water saving function and the self-lubricating ceramic discs.





In perfect unison:
the **HANSAPRADO** exposed wall
fitting on the bathtub is compliment-
ed by the **HANSAVIVA** hand shower
(far left image).
Space saving: **HANSAPRADO** as a
concealed solution in the shower
(image on left). The forward-thinking
concealed standard **HANSAVAROX**
ensures that your design options are
endless.



Two solutions, which are perfectly harmonised in form and function: **HANSAFORM** shower fittings and the **HANSAVIVA** range.



There are almost no limits to the design of the bath area in modern bathrooms. **HANSAFORM** offers the optimum solution for every planning option. For example, the elegantly designed concealed version with diverter can be implemented with the flexible **HANSAVAROX** concealed system for the separate bathtub spout and the **HANSAVIVA** hand shower.





A CLEAR LINEAR DESIGN STATEMENT: HANSA**FORM**.

Regardless of whether it is a basin or bathtub: **HANSAFORM** combines the individual areas of the bathroom to generate an overall visual experience. The distinctive design concept of this range of fittings creates an order and turns the bathroom into a relaxing oasis, in which the right angle is a recurring theme. Due to its vertical nature and strong presence, **HANSAFORM** demonstrates self-confidence that is fuelled, not least, by its inner values. The materials, finish and technology are at the leading edge of the market. **HANSAFORM** comprises various design options for the stylish design of showers. The **HANSAFORM** is perfectly suited to the **HANSAVIVA** range of showers. It combines hand showers, overhead showers and wall bars to form a modular shower system that impresses thanks to maximum design freedom.





CLASSIC AND MODERN. BEAUTIFULLY COMBINED: HANSADISC.

For anyone who needs proof that good design never goes out of fashion: HANSADISC certainly delivers.

The softly flowing lines look modern and completely contemporary. HANSADISC indulges the senses and enriches classically decorated bathrooms. The robust, long-lasting technology is also quietly impressive on a functional level.





The classic exposed solution on the bathtub offers a very harmonious design (large image on left).

A particularly elegant design solution: Concealed version with easy-to-use diverter for a separate bathtub spout and HANSAPUREJET hand shower set. (Image below).



Technically and structurally compelling: The HANSADISC concealed solution in the shower. The overall look is topped off by the elegant, flat HANSAPUREJET hand shower.





HANSATWIST with a lever loop shape is not only visually striking but is also particularly pleasant to touch.



HANSATWIST with a high-quality solid lever is convenient to operate, providing an elegant and discretely tasteful feel.



YOU HAVE A CHOICE: THE DISTINCTIVE OPTION OR AN EYE-CATCHER? HANSATWIST.

Combining superior style and effortlessly harmonising opposites: Only people who have found their own style can achieve this. HANSATWIST is your fitting. As a contemporary interpretation of a HANSA classic, HANSATWIST builds bridges between traditional values and modern requirements, between attractive design, rich functionality and distinctive comfort. The two lever variants and the well-balanced range of products enable a bathroom to be designed according to individual requirements. The water piping without a nickel coating plays a significant role in maintaining the high-quality of your drinking water and providing a sense of security and well-being.



THE BEST WAY TO CHOOSE COMFORT: HANSATWIST.

HANSATWIST is a fitting that is formally and functionally designed to provide a long lasting performance. Although love at first sight should definitely not be discounted! The highest quality of material and workmanship is immediately evident and is affirmed by the first touch. The elegant surface, precisely executed details and ease of operation will have a direct and lasting impact.

HANSATWIST includes a range of exposed and concealed solutions for both lever variants that can be used in the shower. The rounded connecting concealed collars provide an air of sophistication like all of the fitting sizes and surfaces that accentuate the geometry of the lever (solid lever in this case). The HANSAVIVA shower range also offers an attractive and flexible alternative solution.





Nickel-free water supply for the safe consumption of drinking water

The things you do not see but feel are at least as important including, for example, the certainty that you can enjoy your drinking water without any problems. With **HANSATWIST** this is ensured by high-quality materials such as dezincification resistant MS 63 brass, the WATER SAFE Hitec functional core and watercourse system without a nickel coating.



The concealed solutions on the bathtub and elegant rectangular collars provide a truly shining addition to the **HANSATWIST** lever (lever loop shape in this instance). The quality of the material is particularly impressive on the perfectly smooth, lavish surfaces. During installation, the **HANSAVARIO** and **HANSAVAROX** concealed systems provide highest flexibility, safety and maintainability.

Charming design variation: the side-operated **HANSAVANTIS STYLE** with its curved, high spout (image bottom left).

An alternative to the slender pin lever (image below, centre) is the ergonomic flat solid lever (image below, right), a true pleasure for your hands in every sense of the word.



STYLISH AND SLENDER. WONDERFUL AND UNIVERSAL: HANSAVANTIS.

This clear, fresh style is unmistakable: Slim and smart – **HANSAVANTIS** and **HANSAVANTIS STYLE** offer exhilarating light-heartedness that is perfect for modern bathrooms. High-quality HANSA technology ensures easy operation, simple care and low consumption of water and energy: You can save up to 50 %!





Outstanding comfort: The 20 mm higher **XL variant** provides a noticeably improved hand freedom.



As for the shower, you can also choose from attractive concealed and exposed versions for the bathtub.

Classic: The exposed solution with the new **HANSAVIVA** hand shower (image on left).

Modern and elegant: **HANSAPINTO** as a concealed solution with **HANSAPUREJET** (image on far left).

DISTINCT TRAITS, STRONG CHARACTER: HANSAPINTO.





HANSAPINTO provides a convincing solution for all areas of the bathroom, including the bidet.
(Far left image)

Shows off the splendour:
HANSAPINTO XL (left image) is 20 mm higher than the basic version (middle image). Providing even more hand freedom and comfort.

It convinces with corners and edges and its eye-catching look. HANSAPINTO combines the essence of a good fitting: a characteristic design and reliable functionality. The cubic form comprises the equally modern HANSA technology such as the robust, classic cartridge that is integrated as standard. A particularly high degree of safety is guaranteed by the hot water stop and the WATER SAFE Hitec functional core that reliably maintains the water quality. Restricting the flow rate to 6 l/min halves the water consumption in comparison to traditional fittings. HANSAPINTO – straight lines par excellence: safe, reliable, convincing.



Generous and attractive: The 20 mm higher HANSAPRIMO XL for the basin makes it more comfortable to fill receptacles, for example.



FIRST CLASS DESIGN. FIRST CLASS QUALITY: HANSAPRIMO.

Optimum use of resources: HANSAPRIMO shows how it's done. Classic lines, but plenty of exciting contrast between plane geometrical surfaces and softly rounded volume. HANSAPRIMO's proportions are as modern as its water-saving capabilities for responsible use of our water resources.





Clean solution: **HANSAPRIMO** exposed fittings for the bathtub and shower combined with the **HANSAVIVA** hand shower (image above on the right). The concealed solution such as the one provided by **HANSAVAROX** is a stylish alternative (image on right).



IT GOES WITH THE TIMES AND YET ALWAYS REMAINS TRUE TO ITSELF: HANSAPOLO.

It is younger, fresher and more modern than ever, although it is still unmistakably HANSAPOLO. The contemporary design brings the successful fitting up-to-date, without alienating it. With its new, flowing contours and established high-quality chrome-plating, the metal lever attracts particular attention: an object that is as easy on the eye as it is on your hands. The quality of the interior remains unchanged: particularly the uncomplicated, classic control cartridge, which has been tried-and-tested for years, and the dezincification-resistant brass body. "Solidity" is the principle that HANSAPOLO stands for: convincing and consistent. Thanks to the flow restrictor and hot water stop, HANSAPOLO has been awarded top marks in efficiency class A by WELL.



The exposed and concealed solutions are equally appealing thanks to their functionality and unpretentiously elegant design. In the shower, HANSAPOLO has been combined with a HANSABASICJET shower set (image on left).



SIMPLY A DELIGHT: HANSAPICO.

Dynamic curves, gentle slopes, soft transitions:
HANSAPICO's lighthearted charm is captivating! The well-balanced basic range provides a suitable solution for all parts of the bathroom – from the basin to the bathtub to the shower. Like all the **HANSA|HOME** segment series, HANSAPICO is also based on solid quality in terms of material, technology and workmanship. And yet it is surprisingly low priced, and also prevents waste of water: The integrated stream former limits the flow rate to 6 l/min.



Very classy and yet wonderfully unconventional: HANSAPICO concealed bathtub fitting (image above) and the HANSAPICO exposed wall fitting for the shower (image on right).





COMPLEMENTARY PRODUCTS





COMPLEMENTARY
COMPATIBLE
ENRICHING



EXPOSED THERMOSTAT





Thermostats as key safety factors in bathrooms and technically superior products have always played a leading role at HANSA. Time and again, we have set standards in this area: with innovative technology that makes safety more comfortable than ever before. With a selection of models that make a wide range of solution possible. And last but not least, with a design demand that ensures that the thermostat is an eye-catcher.



PROVIDING AN ALL-ROUND GOOD FEELING: HANSA**PRISMA**.

Thanks to a function that sets standards in its class, the HANSA**PRISMA** range simultaneously makes having a bath and shower significantly safer and noticeably more comfortable.

The overall good feeling starts with **THERMO COOL**: A special design for the flow of hot water inside the thermostat ensures that the outside of the metal casing hardly heats up. You can therefore touch HANSA**PRISMA** at any time without having to worry. And even the water remains at a pleasant temperature: A preset safety valve at 38°C provides reliable protection from scalding. However, if you do require hotter water, the lock can be released at the touch of a button and the temperature can be increased further. Complete safety for children or the elderly can be provided by the retrofittable temperature locking device as this disables the button completely.


Important for use in public areas: The HANSA**PRISMA** exposed thermostat is suitable for thermal disinfection providing a measure to prevent the formation of legionella bacteria.




The "safe and comfortable" principle is implemented right through to the operation of **HANSAPRISMA**. The diverter is integrated in the handle and is easy to actuate via an ergonomically shaped push button. On the bath mixer, you can switch from the bathtub spout to the hand shower, and on both versions of the shower system you can switch from the hand shower to the overhead shower. The operating concept thus prevents an unexpected flow of water from above or the horizontal hand shower.



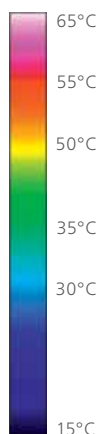
The **HANSAPRISMA** is the perfect solution be combined with the **HANSAVIVA** shower range that is designed with safety and comfort in mind, just like the thermostat.



Conventional thermostat



HANSAPRISMA



The infrared camera illustrates that compared to a conventional thermostat in this price segment (top image), heat development on the casing of the **HANSAPRISMA** thermostat (bottom image) is reduced considerably thanks to the short flow of hot water.



Quality across the board: **HANSAPRISMA** has the power to please and persuade. The highly functional qualities are reflected in the elegant design and eccentric connections that are hidden as standard.

READY FOR PERFECTION: HANSACUBE.

With its powerful design and high-quality technology, HANSACUBE is setting benchmarks.



Ergonomic and practical: The bathtub spout with its integrated diverter can be opened and retracted easily on the HANSACUBE bathtub version (image on left).

This solution for the shower illustrates how perfectly the formal reduction of the HANSACUBE has been achieved (image above).

HANSATEMPRA STYLE.

The characteristic cross section and smart operating concept provided by HANSATEMPRA STYLE enriches modern bathrooms.



The aerator sits flush in the flat, cubic bath inlet, and is therefore neatly tucked away.



HANSAMICRA.

The compact HANSAMICRA proves that less can be more even when it comes to thermostats.



The slender HANSAMICRA offers tried-and-tested HANSA technology and the sophisticated safety features of HANSA thermostats.

HANSAUNITA.

Visual impact, functionality, safety: HANSAUNITA combines all of these at the highest level.





RIM-MOUNTED AND ACCESSORIES



Matching accessories and integrated technology not only complement the overall impression of your bathroom in a stylish manner. These details are also crucial for functionality, comfort and suitability for everyday use of a bathroom. Reason enough for us to accept nothing but the highest standards for the quality especially in this area: namely our own.

LONG LIVE CREATIVE FREEDOM! HANSA RIM AND WALL-MOUNTED FITTINGS.

Why not simply position the bathtub in the middle of the room? No problem with the HANSA rim-mounted solutions. They are attractive, practical and available in a number of different formats: as a compact or individual solution, in three-hole or four-hole versions, with different spouts, a thermostat or a single-lever mixer.

The HANSACOMPACT wall-mounted concealed body is a complete system in a metal frame. Concealed behind the tiles, it can be individually adapted to any bath or tile height, thus making it a highly flexible option. Lever mixer or thermostat versions are also available.

Image below: HANSALIGNA

Image on bottom right: HANSASTECLA

Exceptionally elegant: a HANSARONDA four-hole solution with a curved, high spout fitted at the narrower end of the bathtub.





Position the components of your HANSA rim-mounted system how and where you want them.



The two-hole fitting is a concentrated solution. It doesn't take up much space, while providing all necessary elements.



Washing hair, showering, rinsing out, filling large containers. The pillar spout also acts as a hand shower.



Regardless of your chosen option, three-hole variants with the HANSAFILL spout are an attractive addition to any bathroom. The image shows the wall-mounted solution with thermostat.

Beautiful design: The four-hole wall-mounted fitting HANSADESIGNO with a lever mixer.



PRACTICALITY CAN BE BEAUTIFUL: THE HANSA ROLL BOX.

You can wave goodbye to the troublesome "hose spaghetti".

The HANSA roll-box unit is doubly beneficial: Firstly, you do not have to maintain a constant pull on the hose as it features fixture points at specific intervals.

Secondly, the hose rewind is equally practical – a short tug is enough to return the hose to its housing. The best bit:

The roll box does not just come as a practical part of rim-mounted systems but is also available as a separate product that can be combined with any range of fittings.



The slimline baton hand shower **HANSASTILO** works particularly well with **HANSADESIGNO** or **HANSASTELA**. The HANSA roll box is a suitably elegant solution that hides the technology from view.



The comfort hand shower **HANSAVIVA** works perfectly with the rim-mounted system from the **HANSARONDA** series. The revolvable shower holding fixture in the HANSA roll box provides additional room for movement.



Hidden strengths: The HANSA roll box unit with its automatic hose rewind function gives you all the space you require. Smooth and easy to operate, it offers the highest levels of convenience. The space-saving construction ensures that it can even be integrated if you have limited space.

The **HANSALIGNA** range of fittings, the particularly light **HANSAPUREJET** hand shower and the HANSA roll box provide a harmonious and practical product combination.



ALWAYS AT YOUR SIDE: HANSA ACCESSORIES.

When rushing in the morning or relaxing in the evening – you do not wish to look for things in your bathroom. With the HANSA accessories, towel, toothbrush and soap easily find their way into your hands. The overall series-independent design allows numerous combinations regardless of your taste and expectations. Elegant in their looks and functional in the most beautiful way, HANSA accessories are anything but secondary.



This type of accessory with its slender, elegant cone-shaped fastening is unobtrusive and fits harmoniously into every bathroom setting. The unpretentious yet high-quality material and finish are a real eye-catcher and enhance every bathroom.



Combining chrome-plated brass and crystal glass, this glass holder ideally complements many HANSA fitting ranges.



Brilliant accessories like the soap dispenser convert your bathroom into an oasis of wellbeing.



Whatever you wish to hang up in the bathroom – on this simple but beautiful hook, everything will be at the right place.



Not only nice to look at, but also practical: the soap dish with a crystal glass insert.



The bath grip increases the comfort and the safety in the bath – and is also very decorative.



This toilet roll holder with its extraordinary design proves that useful things can also look good.



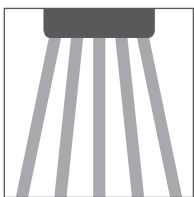
The hand towel rail of chrome-plated brass offers enough space for two hand towels and is thus ideal for the washbasin.



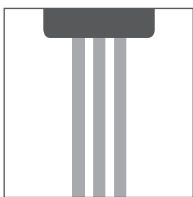
The hand towel ring, also made of chrome-plated brass, is a stylish and optically very attractive alternative.




SHOWER SYSTEMS AND SHOWERS




LAMINAR Classic



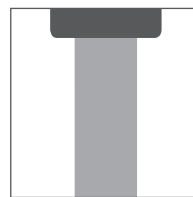
LAMINAR Active




LAMINAR Massage



LAMINAR Soft



LAMINAR Cascade



LAMINAR Rain



HAVING A SHOWER WITH HANSA: LOTS OF OPTIONS. UNIQUE PLEASURE.

Enjoy with all of your senses and make the most of it: HANSA particularly makes this possible when having a shower. The variety of modern HANSA shower systems and shower heads are attractive, impress and provide you with maximum safety and the utmost of comfort thanks to the HANSAPROTEC system. HANSA only works with high-quality materials such as KTW-certified plastics. The new hand showers are fitted with EASY CLEAN technology. This means, for example, that the jet base of HANSAMEDIJET FLEX showers can be removed and can even be cleaned in the dishwasher ensuring optimum hygiene and a longer service life.

The innovative HANSA laminar technology guarantees a pure showering experience. Pure water without any added air flows through the enclosed system. This ensures that there is no swirling, no unpleasant noises and that the formation of particulate materials is kept to a minimum. You can enjoy the best showering experience without a worry, while saving energy at the same time.

A great benefit for you and the environment – an absolute pleasure!

The HANSAPROTEC label guarantees hygienic showering comfort.





EVERYDAY SHOWER LUXURY: HANSAS^{SMART}SHOWER.



Flexible: you can connect it with a connector to a HANSACUBE shower thermostat or using flexible hoses to any available fitting.

Showering could hardly be any more convenient: Thanks to its many intelligent -functions and a futuristic looking design, HANSAS^{SMART}SHOWER has the ultimate pamper potential. The flat panel with its magnificently refined front plate made of mirrored or anthracite-coloured glass is not just a beautiful design. All of its functions – controlling the body, hand and overhead shower as well as changing between the various shower heads and water stream settings – are integrated here. There are endless ways to vary your daily luxury in this shower at just the touch of a button.



Waterfall as standard:
a wave outlet is integrated in the
HANSAS^{SMART}SHOWER
overhead shower.



NO OFF-THE-PEG SOLUTIONS: HANSA SHOWER SYSTEMS.



With HANSA shower systems you can always make the right connection thanks to the variety of different products, designs and installation options. HANSA shower systems are available as units that are directly connected to the fitting, can be connected effortlessly with any existing exposed or concealed fittings or can be connected directly to the wall connection elbow, giving you more freedom during the planning and design process.



Product unit:

The HANSAPRISMA shower thermostat is a fixed part of the HANSAPRISMA shower system – an integrated solution for design purists. Also available for HANSATEMPRA STYLE.



CAN BE CONNECTED ANYWHERE: HANSA SHOWER SYSTEMS.



Direct connection:

The HANSAJET shower system (in this case including HANSARAIN overhead shower and HANSAPUREJET hand shower) is directly fitted to an exposed fitting (in this case a HANSACUBE design thermostat).

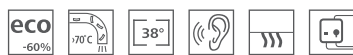
A striking characteristic is the water-bearing shower rail with an integrated diverter to switch from the hand to overhead shower.





Flexible connection:

The **HANSAJET** shower system (in this case including **HANSAPUREJET** hand shower and **HANSARAIN** overhead shower) is connected via a flexible hose to an exposed wall fitting of your choice (in this case **HANSATEMPRA STYLE** thermostat) or connected via a concealed wall connection. A solution that is suitable for any existing bathroom design!





The HANSAVIVA shower system is also available with a square overhead shower.



Wall-mounted:

The HANSAVIVA shower system can be integrated flexibly just like the HANSAJET shower system shown below.

In this case it is directly connected to the wall connection elbow – a solution that looks clean and particularly saves space.



RAIN HAS NEVER BEEN SO ENJOYABLE: HANSA HEAD SHOWERS.



HANSARAIN

Whether at home, in the gym or at the spa, there is nothing better than the gentle message provided by the soft, warm water from **HANSARAIN**, just like that of tropical rainfall. The 180 fine stream holes of the **HANSARAIN** system remain free of lime scale: the anti-limescale technology prevents limescale building up at the spray holes.



HANSACLEAR

The transparent material of **HANSACLEAR** reflects the clarity and purity of water in a truly fascinating way. From above, you can see the flow of the water through the shower head. The use of elastic material makes the shower very easy to clean. A simple wipe with a cloth is enough to prevent limescale deposits. **HANSACLEAR** showers are unconventional, innovative and very stylish. There is no other way of experiencing water this closely.



HANSAVIVA

The new **HANSAVIVA** overhead shower with full metal housing is particularly flat yet extremely robust and stylish. Available in a square or round design as well as different sizes.



LONG LIVE COMFORT!

HANSAVIVA.

From shower system to shower hose, the new HANSAVIVA range offers a wide range of easy-to-combine products that make showering a refreshing and pleasant experience. The shower range is not only aesthetically pleasing, but also offers a wide range of functions, excellent price/performance ratio and top HANSA quality. An integrated flow limiter cuts water consumption by up to 50 %.



The HANSAVIVA shower head is available in two convenient sizes (100 mm/ 130 mm). The ergonomically designed handle is very comfortable and easy to hold; the THERMO COOL function prevents the shower housing becoming too hot. Very practical: The special Twist Guard hose cone is equipped with an integrated twist guard.

HANSAVIVA FLEX makes having a shower particularly enjoyable, for example thanks to a soft laminar stream with minimal particulate material, 360° pivotable handle and THERMO COOL technology.

The complete HANSAVIVA range can be combined in many ways with our fitting series. The high-quality fittings, e.g. the chrome soap dish, are very convincing.



LAMINAR Active



LAMINAR Classic



LAMINAR Rain

Due to the new VARIJET technology the water is variably distributed to the outlet jets, creating a full spray pattern in all kinds of sprays.

NEW

EVERYTHING UNDER CONTROL: WITH HANSAVIVA FLEX AND HANSAMEDIJET FLEX.

The diameter of the HANSAMEDIJET shower heads is 100 mm, 40 individual soft jets treat you to the perfect shower sensation.



When having a shower, the right type of shower contributes a lot to the relaxation. **HANSAMEDIJET**, **HANSAMEDIJET FLEX** and **HANSAVIVA FLEX** are based on laminar technology so that no air is added to the water. In addition to a clear stream, this also guarantees a quiet showering experience.

While **HANSAVIVA FLEX** will invigorate you with its powerful stream, **HANSAMEDIJET** showers provide a gentle and pleasant stream that will help you to relax.

The **HANSAMEDIJET** shower base can be removed and is easy to clean. This EASY CLEAN concept from HANSA increases day-to-day hygiene and the lifespan of the shower heads.



HANSAMEDIJET



HANSAVIVA FLEX



Ground-breaking and cross-generational operating concept: the ergonomically designed, 360° rotatable handle facilitates both the use and storage of the **HANSAMEDIJET FLEX**.



THESE SHOWERS HAVE THEIR OWN HEAD:



HANSACLEAR.

The **HANSACLEAR** not only makes a fascinating overhead shower, but also a hand shower.

Because it is possible to track the water's path through the flat, transparent shower head, taking a shower also becomes an optical pleasure. You can set three different types of spray and thus choose the jet that best suits the time of day or your mood. The decorative and transparent wall bar is the ideal accompaniment to the **HANSACLEAR** hand shower. The flexible wall bracket can be adjusted in any direction.



LAMINAR Classic



LAMINAR Active



LAMINAR Soft



HANSA2DAY.

HANSA2DAY makes showering exciting: If you tilt its head slightly forward, its invigorating regular spray transforms into a natural cascade. You experience water as if under a waterfall – totally pure.



LAMINAR Rain



LAMINAR Cascade



LAMINAR Cascade



HANSAPUREJET.

HANSAPUREJET exudes a feeling of lightness. With its chrome-plated housing and sculpted handle, it is reminiscent of the soft flow of water. The unusually flat and practical design creates a feeling of elegant weightlessness.



LAMINAR Soft



LAMINAR Classic



LAMINAR Classic



HANSABASICJET.

The triple-spray HANSABASICJET provides three times the pleasure: the massage spray revitalises, the regular spray invigorates and the soft spray pampers you at the end of a particularly hard day.



LAMINAR Classic



LAMINAR Massage



LAMINAR Soft



PUBLIC DOMAIN



HANSA fittings can be found not only in private bathrooms but also in kitchens and, above all, in institutions, companies, hotels or leisure facilities all around the world. Our products ideally fulfil the often complex demands of public and commercial buildings; we have many years of experience in the furnishing of semi-public and public buildings, which makes us the preferred partner for architects and developers. With the result that you can increasingly "experience water" also beyond private rooms.

LOVE THE PUBLIC: HANSANOVA STYLE AND HANSAPUBLIC.

Doing without hot water does not mean that you also have to limit your aesthetic requirements. HANSANOVA provides compelling evidence of this. With cool, clear lines and confident curves, the cold water outlet is one of the truly great classics in the HANSA range and thanks to consistent modifications, it is more contemporary than ever.

A new control element with a delicate lever coherently integrates function with form on the HANSANOVA STYLE; various colours and an optional thermostat add to the already broad application range. HANSANOVA STYLE can be installed almost without any space restrictions and goes with a variety of styles.



The fundamental design of **HANSAPUBLIC** and **HANSANOVA STYLE** highlights the obvious link between the two. Providing the utmost of comfort and consistent functionality, the mixed water fitting **HANSAPUBLIC** is most suited to the modern architecture of public spaces although it also fits perfectly in private bathrooms with a minimalist design.

Thanks to its classic, pure and absolutely timeless design, **HANSAPUBLIC** can be easily combined with other ranges.



The **HANSAPUBLIC** is available in two different lengths (235 – 300 mm / 160 – 225 mm) and with different diameters (19 mm / 26 mm).



Regardless of whether it is installed as a pillar tap (large image on left) or wall outlet (image at top): **HANSANOVA STYLE** always looks excellent regardless of whether it is used in public or private rooms.

CONTACTLESS YET IMPRESSIVE: HANSA ELECTRONIC FITTINGS.

HANSA electronic fittings combine the seemingly impossible: appealing design and exceptional quality, yet easy to clean, practical operation and low-maintenance material quality that withstands even the toughest use.

No wonder then that they are often employed in buildings with upscale architectural requirements, such as hotels and restaurants, airports, convention centres or VIP areas.



The **HANSAMIX E** is the electronic variant in the extensive **HANSAMIX** programme.



With the **HANSADESIGNO T** (T for Tiptronic), the water flow is controlled by tapping gently on the electronic start/stop button.



With its appealing design and simple electronic controls, **HANSA COBRA** is an attractive option.

Minimalist in design, offering many combinations and with all the technical extras:
The **HANSA PUBLIC E** is perfect for the public sector.



DESIGN YOUR OWN RANGE WITH US: HANSASERVICE*plus*



Put your stamp on your bathroom: with individual designs. Corporate identity may be the talk of the town, but it has yet to arrive in the bathroom. Design your HANSA fittings to suit your business and your personality. Whatever your specification, be it names or other materials, with HANSASERVICE*plus* you can put your stamp on your HANSA fittings. Impressive!



Show your true colours: with individual surfaces. Bathrooms are an expression of style and taste. And the fittings do not always speak the same language as the person.

HANSASERVICE*plus* is the ideal translator – design your bathroom in your colours. Choose unusual surfaces for your fittings. Fly your flag. Show your true colours. And surprise your guests ...

A HANSAMURANO bowl from the Cenedese special edition is a true work of art, hand-blown in Murano and certified to be a unique piece. From various exclusive designs with different glass bowls and metal bodies, you can choose the one that fits your personal style best.



RANGE

| | |
|----------------------------------|-----|
| CONTENTS OF HANSA FITTING RANGES | 124 |
| RECOMMENDED COMBINATIONS | 126 |
| PRODUCT OVERVIEW | 128 |

HANSA|EDITION

Visionary, fascinating, emotional

| | |
|--------------|-----|
| HANSALATRAVA | 128 |
| HANSACANYON | 128 |
| HANSAMURANO | 128 |

HANSA|LIVING

Modern, expressive, individual

| | |
|----------------------|-----|
| NEW HANSALOFT | 129 |
| HANSADESIGNO | 132 |
| HANSALIGNA | 135 |
| HANSASTECLA | 138 |
| HANSARONDA | 142 |

HANSA|HOME

Reliable, functional, durable

| | |
|-----------------------|-----|
| HANSAMIX | 145 |
| NEW HANSASIGNA | 146 |
| HANSAPRADO | 146 |
| HANSAFORM | 147 |
| HANSADISC | 148 |
| NEW HANSATWIST | 149 |
| HANSAVANTIS | 150 |
| HANSAPINTO | 152 |
| HANSAPRIMO | 152 |
| HANSAPOLO | 153 |
| HANSAPICO | 154 |

PROGRAM ADDITIONS

| | |
|---------------------------------|-----|
| Exposed thermostats | 155 |
| HANSA shower systems | 157 |
| Shower series | 158 |
| Shower range series independent | 163 |
| HANSA Accessories | 165 |
| Accessories | 165 |

PUBLIC / ELECTRONIC

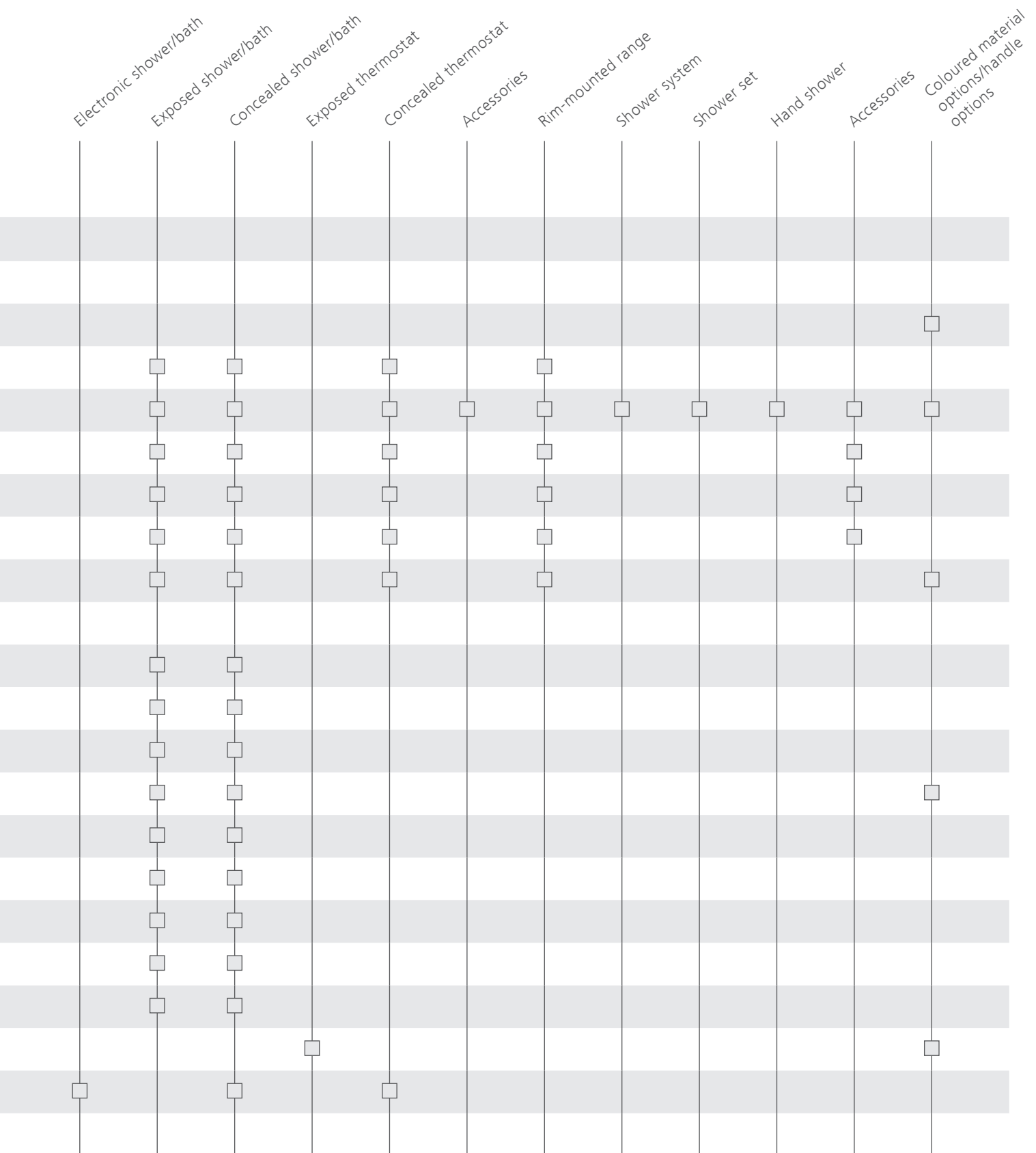
| | |
|---|-----|
| PUBLIC | 166 |
| ELECTRONIC | 167 |
| HANSAMATRIX installation system | 170 |
| HANSAVAROX concealed system | 172 |
| HANSAVARIO concealed system/other concealed modules | 173 |
| Rim-mounted systems | 174 |

| | |
|--|-------|
| HANSA – There for you, wherever you are. | 178 |
| HANSA – There's more to it. | Cover |

CONTENTS OF HANSA FITTING RANGES

| | Basin single-lever mixer | Basin mixer XL | Basin mixer XS | 3-hole-fittings | Wall-mounted fitting | Cold water pillar tap | Electronic basin | Matching basin HANSA MINACOR | Bidet |
|--------------------------|--------------------------|----------------|----------------|-----------------|----------------------|-----------------------|------------------|---------------------------------|-------|
| HANSALATRAVA | | | | | | ■ | | ■ | |
| HANSACANYON | | | ■ | | | ■ | | ■ | |
| HANSAMURANO | ■ | | ■ | | | | | ■ | |
| HANSALOFT | ■ | ■ | | ■ | ■ | | | | ■ |
| HANSADESIGNO/-electronic | ■ | ■ | | ■ | ■ | ■ | ■ | | ■ |
| HANSALIGNA | ■ | ■ | ■ | ■ | ■ | | | | ■ |
| HANSASTECLA | ■ | ■ | | ■ | ■ | | | | ■ |
| HANSARONDA | ■ | ■ | | | ■ | | | | ■ |
| HANSAMIX/-electronic | ■ | | | | ■ | ■ | | | ■ |
| HANSASIGNA | ■ | ■ | | | ■ | | | | ■ |
| HANSAPRADO | ■ | | | | ■ | | | | ■ |
| HANSAFORM | ■ | | | | | | | | ■ |
| HANSAVANTIS | ■ | ■ | | | | | | | ■ |
| HANSATWIST | ■ | ■ | | | | | | | ■ |
| HANSADISC | ■ | | | | | | | | ■ |
| HANSAPINTO | ■ | ■ | | | | | | | ■ |
| HANSAPRIMO | ■ | ■ | | | | | | | ■ |
| HANSAPOLO | ■ | | | | | | | | ■ |
| HANSAPICO | ■ | | | | | | | | ■ |
| HANSANOVA STYLE | | | | | ■ | ■ | | | |
| HANSAPUBLIC/-electronic | | | | | ■ | | ■ | | |
| HANSACOBRA electronic | | | | | ■ | ■ | | | |

The overview shows you at a glance which products you will find in the individual fitting ranges.



RECOMMENDED COMBINATIONS













































































































We recommend the following
products to complement the
range in question:

| | | HANSALATRAVA | | | HANSACANYON | | | HANSAMURANO | | | HANSALOFT | | | HANSADESIGNO | | | HANSALIGNA | | | HANSASTELA | | | HANSARONDA | | |
|---------------------------------|-----------|--------------|---|---|-------------|--|--|-------------|---|---|-----------|---|---|--------------|---|---|------------|---|---|------------|---|---|------------|--|--|
| PRODUCTS: ▾ | RANGES: ▸ | HANSAL | | | EDITION | | | HANSAL | | | LIVING | | | | | | | | | | | | | | |
| THERMOSTATS EXPOSED | | | | | | | | | | | | | | | | | | | | | | | | | |
| HANSACUBE | | ■ | ■ | | | | | ■ | ■ | ■ | ■ | ■ | ■ | ■ | ■ | ■ | ■ | | | | | | | | |
| HANSATWISTER | | | | | ■ | | | | | | | | | | | | | | | ■ | | | | | |
| HANSATEMPRA STYLE | | | | | | | | | | | ■ | | ■ | | ■ | | ■ | | | ■ | | | | | |
| HANSAPRISMA | | | | | | | | | | | | | ■ | | | | | | | ■ | | | | | |
| HANSAMICRA | | | | | | | | | | | | | | | | | | | | | | | | | |
| HANSAUNITA | | | | | | | | | | | | ■ | | ■ | | | | | | ■ | | | | | |
| THERMOSTATS CONCEALED | | | | | | | | | | | | | | | | | | | | | | | | | |
| HANSALIVING | | ■ | ■ | ■ | | | | ■ | ■ | ■ | ■ | ■ | ■ | ■ | ■ | ■ | ■ | ■ | ■ | ■ | ■ | ■ | | | |
| HANSAMIX | | | | | | | | | | | | | | | | | | | | | | | | | |
| SHOWER SYSTEMS | | | | | | | | | | | | | | | | | | | | | | | | | |
| HANSASMARTSHOWER | | ■ | ■ | ■ | | | | ■ | ■ | ■ | ■ | ■ | ■ | ■ | ■ | ■ | ■ | ■ | ■ | ■ | ■ | ■ | | | |
| HANSA SHOWER SYSTEMS | | ■ | | ■ | | | | ■ | ■ | ■ | ■ | ■ | ■ | ■ | ■ | ■ | ■ | ■ | ■ | ■ | ■ | ■ | | | |
| HANSAVIVA SHOWER SYSTEMS | | | | ■ | | | | ■ | ■ | ■ | ■ | ■ | ■ | ■ | ■ | ■ | ■ | ■ | ■ | ■ | ■ | ■ | | | |
| HAND SHOWERS | | | | | | | | | | | | | | | | | | | | | | | | | |
| HANSACLEAR | | ■ | ■ | ■ | | | | | | | | | | | | | | | ■ | | ■ | | | | |
| HANSAPUREJET | | | | | | | | | | | | | | | ■ | | | | | | | | | | |
| HANSADESIGNO | | | | | | | | | | | | | ■ | | | | | | | | | | | | |
| HANSASTILO | | ■ | ■ | | | | | ■ | ■ | ■ | ■ | ■ | ■ | ■ | ■ | ■ | ■ | ■ | ■ | ■ | ■ | ■ | | | |
| HANSAVIVA, HANSAVIVA FLEX | | | | | | | | | | | | | | | | | | | | | ■ | | | | |
| HANSAMEDIJET, HANSAMEDIJET FLEX | | | | | | | | | | | | | | | | | | | | | ■ | | | | |
| HANSABASICJET | | | | | | | | | | | | | | | | | | | | | | | | | |
| HANSA MINACOR BASINS | | ■ | ■ | ■ | | | | | | | | | | | | | | | | | | | | | |
| RIM-MOUNTED | | | | | | | | | | | | | | | | | | | | | | | | | |
| HANSALOFT | | | | | | | | ■ | | | | | | | | | | | | | | | | | |
| HANSADESIGNO | | | | | ■ | | | | | | ■ | | | | | | | | | | | | | | |
| HANSALIGNA | | | | | | | | | | | | | | | ■ | | | | | | | | | | |
| HANSASTELA | | ■ | ■ | | | | | | | | | | | | | | | | | ■ | | | | | |
| HANSARONDA | | | | | | | | | | | | | | | | | | | | | ■ | | | | |
| NEUTRAL COMPONENTS | | | | | | | | | | | | | | | | | | | | | | | | | |
| PRODUCT SYSTEMS | | | | | | | | | | | | | | | | | | | | | | | | | |
| HANSAMATRIX | | ■ | ■ | ■ | | | | ■ | ■ | ■ | ■ | ■ | ■ | ■ | ■ | ■ | ■ | ■ | ■ | ■ | ■ | ■ | | | |

You will find a wide variety of modern and innovative designs and functions in the HANSA range. Most ranges are fully equipped to comprehensively plan your bathroom. You are therefore always free to turn your own bathroom ideas and requirements into reality with products from HANSA.

To make it easier for you to immerse yourself in your bathroom atmosphere or assess a range with a convenience product like a shower system or a thermostat, we have put this overview together for you.

The space available and technical situation on-site is naturally decisive in terms of practicality.

| HANSA PRODUCTS | | | | | | | | | | | | |
|---|---|---|---|---|---|---|---|---|---|---|----------------|---|
| HANSAMIX | HANSASIGNA | HANSAPRADO | HANSAFORM | HANSAVANTIS | HANSATWIST | HANSADISC | HANSAPINTO | HANSAPRIMO | HANSAPOLO | HANSAPICO | HANSAPUBLIC/-E | |
| HANSA HOME | | | | | | | | | | | < RANGES: | PRODUCTS:  |
| THERMOSTATS EXPOSED | | | | | | | | | | | | |
| | | |  | | | | | | |  | | |
| | | | | | | | | | | | | |
|  |  | | | | | | | | | | | |
|  |  |  |  | | | | | | |  | | |
|  |  |  |  |  |  |  |  | | | | | |
|  |  |  |  |  |  |  |  |  |  |  | | |
|  |  |  |  |  |  |  |  |  |  |  | | |
| THERMOSTATS CONCEALED | | | | | | | | | | | | |
| | | |  | | | | | | | | | |
|  |  |  | |  |  |  |  |  | | | | |
| SHOWER SYSTEMS | | | | | | | | | | | | |
|  |  |  |  | | | | | | | | | |
| HANSASMARTSHOWER | | | | | | | | | | | | |
| HANSA SHOWER SYSTEMS | | | | | | | | | | | | |
| | | | | | | | | | |  | | |
| HAND SHOWERS | | | | | | | | | | | | |
| | | | | | | | | | |  | | |
|  |  |  | | | |  |  | |  | | | |
| | | |  |  |  | |  | | | | | |
| | | |  |  |  | |  | |  |  | | |
|  |  |  |  |  |  | |  |  |  | | | |
|  |  |  |  |  |  | |  |  |  | | | |
|  |  |  | |  |  |  |  |  |  | | | |
| HANSA MINACOR BASINS | | | | | | | | | | | | |
| RIM-MOUNTED | | | | | | | | | | | | |
| | | | | | | | | | | | | |
| | | | | | | | | | |  | | |
| | | | | | | | | | | | | |
| | | | | | | | | | |  | | |
| | | | | | | | | | | | | |
|  |  |  |  |  |  |  |  | | | | | |
| NEUTRAL COMPONENTS | | | | | | | | | | | | |
| PRODUCT SYSTEMS | | | | | | | | | | | | |
| | | | | | | | | | | | | |
| HANSAMATRIX | | | | | | | | | | | | |

HANSALATRAVA



Washbasin



HANSALATRAVA
electronically operated
mixer for basin, DN 15
0747 2201 chrome
with drain filter, mains supply
projection: 194 mm



HANSALATRAVA
countertop washbasin,
without mixer
0747 1000 alpine white

mineral material MINACOR,
including non-closable drain
valve

HANSACANYON



Washbasin



HANSACANYON
electronically operated
mixer for basin, DN 15
0761 2201 chrome
mains supply, with drain filter
projection: 100 mm



HANSACANYON XS
electronically operated
mixer for basin, DN 15
0760 2201 chrome
mains supply, with drain filter
projection: 100 mm



HANSACANYON
countertop washbasin,
without mixer
0761 1000 alpine white

mineral material MINACOR,
including non-closable drain
valve

HANSAMURANO



Washbasin



HANSAMURANO
one-hole single-lever basin
mixer, DN 15
5609 2101 78 clear glass
5609 2101 79 chrome,
satined glass
projection: 164 mm



HANSAMURANO
one-hole single-lever basin
mixer, DN 15
5608 2101 78 chrome,
glass clear
5608 2101 79 chrome,
satined glass
without draw-rod
projection: 164 mm



HANSAMURANO XS
single-lever bath and bidet
mixer, DN 15
5606 3201 78 chrome,
glass clear
5606 3201 79 chrome,
satined glass
projection: 147 mm



HANSAMURANO
EDITION CENEDESE
one-hole single-lever basin
mixer, DN 15
5611 2201 surface finish
chrome
5611 2201 59 surface finish
platinum-tone
5611 2201 95 surface finish
gold-tone
without glass bowl, compatible
with manufacturers bowl
5612 xxxx, glass colour
and fitting surface can be
combined individually



HANSAMURANO
EDITION CENEDESE
5612 0100 glass „Rosso“
for fitting 5611 2201



HANSAMURANO
EDITION CENEDESE
5612 0200 glass „Ametista“
for fitting 5611 2201



HANSAMURANO
EDITION CENEDESE
5612 0300 glass „Ambra“
for fitting 5611 2201



HANSAMURANO
EDITION CENEDESE
5612 0400 glass „Oro“
for fitting 5611 2201



HANSAMURANO
EDITION CENEDESE
5612 0500 glass
„Spirale Bianca“
for fitting 5611 2201



HANSAMURANO
countertop washbasin,
without mixer
5608 1000 alpine white

mineral material MINACOR,
including non-closable drain
valve

HANSALOFT (NEW)

Washbasin



HANSALOFT
one-hole single-lever basin mixer, DN 15
5753 2103 chrome
pop-up waste (metal),
connection using copper pipes
projection: 146 mm

HANSALOFT
one-hole single-lever basin mixer, DN 15
5755 2203 chrome
pop-up waste (metal),
connection with flexible
hoses G 3/8
projection: 146 mm

HANSALOFT
one-hole single-lever basin mixer, DN 15
5752 2203 chrome
without pop-up waste,
connection with flexible
hoses G 3/8
projection: 146 mm

HANSALOFT
one-hole single-lever basin mixer, DN 15
5769 2103 chrome
for flat countertop washbasins,
without pop-up waste,
connection using copper pipes
projection: 151 mm

HANSALOFT
one-hole single-lever basin mixer, DN 15
5754 2103 chrome
pop-up waste (metal),
connection using copper pipes
projection: 114 mm

HANSALOFT
one-hole single-lever basin mixer, DN 15
5754 2203 chrome
pop-up waste (metal),
connection with flexible
hoses G 3/8
projection: 114 mm

Washbasin concealed HANSAVARIO

Washbasin concealed HANSAMATRIX

Bidet



HANSALOFT
one-hole single-lever basin mixer, DN 15
5753 2203 chrome
without pop-up waste,
connection with flexible
hoses G 3/8
projection: 114 mm

HANSALOFT
one-hole single-lever basin mixer, DN 15
5756 2103 chrome
for flat countertop washbasins,
without pop-up waste,
connection using copper pipes
projection: 114 mm

HANSALOFT
three-hole basin mixer, DN 15
5768 2103 chrome
Pop-up waste (metal),
Projection 166 mm

HANSALOFT
trim kit wall-mounted single-lever basin mixer, DN 15*
5777 2103 chrome
projection: 193 mm

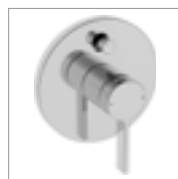

HANSALOFT
trim kit wall-mounted single-lever basin mixer, DN 15*
5757 2103 chrome
projection: 197 mm

HANSALOFT
one-hole single-lever mixer, DN 15
5758 3203 chrome
Pop-up waste (metal),
connection with flexible
hoses G 3/8

HANSALOFT
one-hole single-lever mixer, DN 15
5766 3203 chrome
pop-up waste (metal),
connection with flexible
hoses G 3/8
projection: 97 mm

Bath/Shower

Bath/Shower / HANSAVAROX UP



HANSALOFT
single-lever bath mixer, DN 15 G1/2
5770 2103 chrome
projection: 162 mm

HANASTILO
hand shower
5439 0100 chrome

HANSALOFT
single-lever bath mixer, DN 15 G1/2*
5776 2073 chrome
ground-standing
Projection: 200 mm

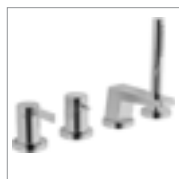

HANSAVAROX
function unit with trim kit for HANSALOFT single-lever bath mixer*
5760 9003 chrome

HANSAVAROX
function unit with trim kit for HANSALOFT single-lever bath mixer*
5772 9003 chrome

HANSAVAROX
function unit with trim kit for HANSALOFT single-lever bath mixer with vacuum breaker*
5760 3003 chrome

HANSAVAROX
function unit with trim kit for HANSALOFT single-lever bath mixer with vacuum breaker*
5772 3003 chrome

Bathtub



HANSAVAROX
function unit with trim kit HANSA|LIVING thermostatic mixer, DN 15 (G1/2)*
4112 9573 chrome
without water volume control

HANSAVAROX
function unit with trim kit HANSA|LIVING thermostatic mixer, DN 15 (G1/2)*
4866 9501 chrome
without water volume control


HANSALOFT
bathtub spout, DN 15**
5765 2100 chrome
also compatible with
HANSAMATRIX
projection: 193 mm

HANSALOFT
trim kit single-lever mixer for all 4-hole installation units**
5775 2073 chrome
Projection: 184 mm


**round and cubic rosette in scope of delivery

All flexible hose G 3/8 are DVGW W270 approved.


*plus concealed body, see corresponding chapter, from page 170



HANSAMATRIX
trim kit installation set 10
single-lever mixer, DN 15*
4487 4100 chrome
suitable for HANSALOFT,
with shower set, with bathtub
spout, DN 15



HANSAMATRIX
trim kit installation set 12
thermostatic mixer,
DN 15 (G1/2)*
4487 4120 chrome
suitable for HANSALOFT,
with shower set, with bathtub
spout, DN 15



HANSAMATRIX
trim kit installation set 13
single-lever mixer, DN 15*
4487 4130 chrome
suitable for HANSALOFT,
with shower set, for distant
positioned bathtub spout
(HANSAFILL)



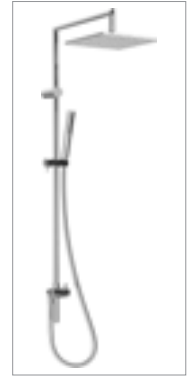
HANSALOFT
single-lever shower mixer,
DN 15 (G 1/2)
5771 0173 chrome



HANSALOFT
single-lever shower mixer,
DN 15 (G 1/2)
5771 9173 chrome
for direct connection with the
shower system
5267 0203, 5267 0213,
5167 0200



HANSALIVING
shower system
water-bearing shower rail
5267 0203 chrome
for the direct connection to
exposed fittings



HANSALIVING
shower system
water-bearing shower rail
5267 0213 chrome
for the direct connection to
exposed fittings



HANSJET
shower system
water-bearing shower rail
5167 0200 chrome
for the direct connection to
exposed fittings



HANS
wall bar set 1100 mm
4441 0190 chrome
HANSADESIGNO hand
shower Silverjet® shower hose
1600 mm, chrome optic




HANS
solid-metal wall bar
wall bar 1100 mm
4441 0100 chrome



HANS
solid-metal wall bar
wall bar 600 mm
4440 0100 chrome



HANSAVIVA
overhead shower, DN 15
0418 0340 chrome
shower head square
250 x 250 mm
projection: 400 mm



HANSARAIN
overhead shower, DN 15
0418 0300 chrome
shower head, solid brass
Ø 220 mm
projection: 400 mm



HANSAVIVA
overhead shower, DN 15
0419 0340 chrome
shower head square
250 x 250 mm



HANSARAIN
overhead shower, DN 15
0419 0300 chrome
shower head, solid brass
Ø 220 mm



HANSAVAROX
function unit with trim kit
for HANSALOFT single-
lever shower mixer*
5762 9003 chrome



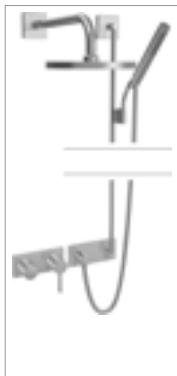
HANSAVAROX
function unit with trim kit
for HANSALOFT single-
lever shower mixer*
5773 9003 chrome



HANSAVAROX
function unit with trim kit
HANSALIVING
thermostatic mixer,
DN 15 (G1/2)*
4112 9573 chrome
without water volume control



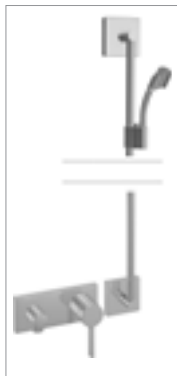
HANSAVAROX
function unit with trim kit
HANSALIVING
thermostatic mixer,
DN 15 (G1/2)*
4866 9501 chrome
without water volume control



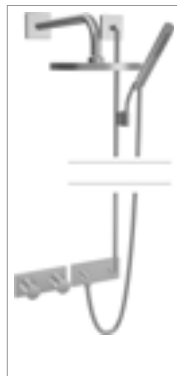
HANSAMATRIX
trim kit installation set 03
single-lever mixer, DN 15*
4487 4030 chrome
suitable for HANSALOFT with
wall-bar set with HANSARAIN
overhead shower, DN 15



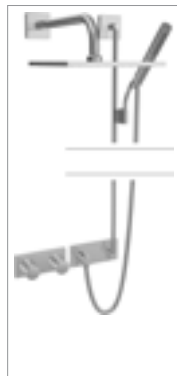
HANSAMATRIX
trim kit installation set 04
single-lever mixer, DN 15*
4487 4040 chrome
suitable for HANSALOFT with
shower set with HANSARAIN
overhead shower, DN 15



HANSAMATRIX
trim kit installation set 01
single-lever mixer, DN 15*
4487 4010 chrome
suitable for HANSALOFT
with solid-metal shower bar
1100 mm



HANSAMATRIX
trim kit installation set 07
thermostatic mixer,
DN 15 (G1/2)*
4487 0070 chrome
suitable for HANSALOFT,
HANSADESIGNO,
HANSALIGNA, HANSASTELA,
HANSARONDA with wall-bar
set with HANSARAIN overhead
shower, DN 15



HANSAMATRIX
trim kit installation set 07
thermostatic mixer,
DN 15 (G1/2)*
4487 0071 chrome
suitable for HANSALOFT,
HANSADESIGNO,
HANSALIGNA, HANSASTELA,
HANSARONDA with wall-bar
set HANSAVIVA overhead
shower

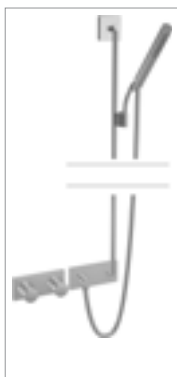


HANSAMATRIX
trim kit installation set 08
thermostatic mixer,
DN 15 (G1/2)*
4487 0080 chrome
suitable for HANSALOFT,
HANSADESIGNO,
HANSALIGNA, HANSASTELA,
HANSARONDA with shower
set with HANSARAIN overhead
shower, DN 15



HANSAMATRIX
trim kit installation set 08
thermostatic mixer,
DN 15 (G1/2)*
4487 0081 chrome
suitable for HANSALOFT,
HANSADESIGNO,
HANSALIGNA, HANSASTELA,
HANSARONDA with shower
set HANSAVIVA overhead
shower

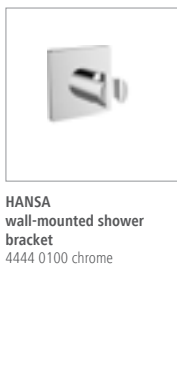
Accessories bath/shower



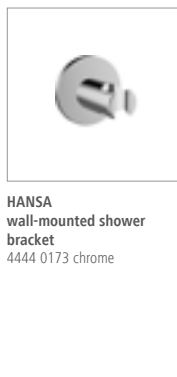
HANSAMATRIX
trim kit installation set 05
thermostatic mixer,
DN 15 (G1/2)*
4487 0050 chrome
suitable for HANSALOFT,
HANSADESIGNO,
HANSALIGNA, HANSASTELA,
HANSARONDA with
wall-bar set



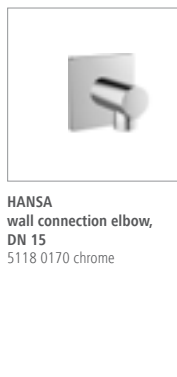
HANSAMATRIX
trim kit installation set 06
thermostatic mixer,
DN 15 (G1/2)*
4487 0060 chrome
suitable for HANSALOFT,
HANSADESIGNO,
HANSALIGNA, HANSASTELA,
HANSARONDA, with
shower set



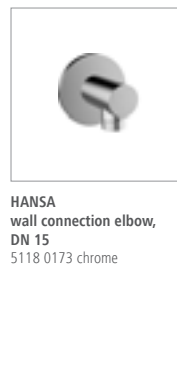
HANSA
wall-mounted shower
bracket
4444 0100 chrome



HANSA
wall-mounted shower
bracket
4444 0173 chrome



HANSA
wall connection elbow,
DN 15
5118 0170 chrome



HANSA
wall connection elbow,
DN 15
5118 0173 chrome




HANSA
wall connection elbow,
DN 15
with integrated stop
5157 0172 chrome
can also be used as an
angle valve




HANSA
wall connection elbow,
DN 15
with integrated stop
5157 0173 chrome
can also be used as an
angle valve



HANSA
trim kit
multi-way diverter*
0287 9172 chrome
0287 9177 chrome, lever with
black glass inlay
0287 9178 chrome, lever with
white glass inlay
square rosette, 75x75mm,
round rosette, Ø 75 mm
additionally enclosed, suitable
for concealed unit 0285 0100




HANSA
trim kit*
0228 9172 chrome
0228 9177 chrome,
lever with black glass inlay
0228 9178 chrome,
lever with white glass inlay




HANSA
trim kit*
0628 9105 chrome



HANSA
trim kit
Pipe interrupter*
4481 0000 chrome
also compatible with
HANSAMATRIX



HANSA
trim kit
Pipe interrupter*
4482 0000 chrome



HANSADESIGNO
one-hole single-lever basin mixer, DN 15
5103 2173 chrome
5103 2177 chrome, lever with black glass inlay
5103 2178 chrome, lever with white glass inlay
pop-up waste (metal), connection using copper pipes
projection: 166 mm



HANSADESIGNO
one-hole single-lever basin mixer, DN 15
5103 2273 chrome
5103 2277 chrome, lever with black glass inlay
5103 2278 chrome, lever with white glass inlay
pop-up waste (metal), connection with flexible hoses G 3/8
projection: 166 mm

HANSADESIGNO
one-hole single-lever basin mixer, DN 15
5149 2173 chrome
5149 2177 chrome, lever with black glass inlay
5149 2178 chrome, lever with white glass inlay
without pop-up waste, connection using copper pipes
projection: 166 mm

HANSADESIGNO
one-hole single-lever basin mixer, DN 15
5121 1173 chrome [#]
5121 1177 chrome, lever with black glass inlay [#]
5121 1178 chrome, lever with white glass inlay [#]
for open hot water heaters, pop-up waste (metal), connection using copper pipes
projection: 166 mm

HANSADESIGNO
one-hole single-lever basin mixer, DN 15
5171 2173 chrome
5171 2177 chrome, lever with black glass inlay
5171 2178 chrome, lever with white glass inlay
pop-up waste (metal), connection using copper pipes
projection: 125 mm

HANSADESIGNO
one-hole single-lever basin mixer, DN 15
5171 2273 chrome
5171 2277 chrome, lever with black glass inlay
5171 2278 chrome, lever with white glass inlay
pop-up waste (metal), connection with flexible hoses G 3/8
projection: 125 mm



HANSADESIGNO
one-hole single-lever basin mixer, DN 15
5172 2173 chrome
5172 2177 chrome, lever with black glass inlay
5172 2178 chrome, lever with white glass inlay
without pop-up waste, connection using copper pipes
projection: 125 mm

HANSADESIGNO
one-hole single-lever basin mixer, DN 15
5191 1173 chrome [#]
5191 1177 chrome, lever with black glass inlay [#]
5191 1178 chrome, lever with white glass inlay [#]
for open hot water heaters, pop-up waste (metal), connection using copper pipes
projection: 125 mm



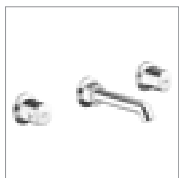
HANSA|LIVING
X - Plate
6637 0000 chrome

HANSADESIGNO
one-hole single-lever basin mixer, DN 15
5169 2173 chrome
5169 2177 chrome, lever with black glass inlay
5169 2178 chrome, lever with white glass inlay
for washbowls, without pop-up waste, connection using copper pipes
projection: 150 mm

HANSA|LIVING
X - Plate
6636 0000 chrome

HANSADESIGNO
basin pillar valve, DN 15
5135 2172 chrome
5135 2177 chrome, lever with black glass inlay
5135 2178 chrome, lever with white glass inlay
projection: 100 mm

HANSADESIGNO
two handle/three-hole basin mixer, DN 15
5105 2173 chrome
5105 2177 chrome, lever with black glass inlay
5105 2178 chrome, lever with white glass inlay
pop-up waste (metal)
projection: 166 mm



HANSADESIGNO
trim kit wall-mounted basin mixer, DN 15*
5106 2173 chrome
5106 2177 chrome, lever with black glass inlay
5106 2178 chrome, lever with white glass inlay
projection: 200 mm

HANSADESIGNO
trim kit wall-mounted single-lever basin mixer, DN 15*
5109 2173 chrome
5109 2177 chrome, lever with black glass inlay
5109 2178 chrome, lever with white glass inlay
projection: 200 mm

HANSADESIGNO
trim kit wall-mounted single-lever basin mixer, DN 15*
5109 2173 chrome
5109 2177 chrome, lever with black glass inlay
5109 2178 chrome, lever with white glass inlay
projection: 200 mm

HANSADESIGNO
one-hole single-lever mixer, DN 15
5173 3273 chrome
5173 3277 chrome, lever with black glass inlay
5173 3278 chrome, lever with white glass inlay
for bidet, pop-up waste (metal), connection with flexible hoses G 3/8
projection: 100 mm

HANSA|LIVING
X - Plate
6637 0000 chrome

HANSADESIGNO
single-lever bath mixer, DN 15 G1/2
5185 2173 chrome
5185 2177 chrome, lever with black glass inlay
5185 2178 chrome, lever with white glass inlay
projection: 184 mm

HANSADESIGNO
hand shower, DN 15
5117 0200 chrome

Bath/Shower / HANSAVAROX UP



HANSASTILO
hand shower
5439 0100 chrome



HANSADESIGNO
single-lever bath mixer,
DN 15 (G1/2)*
5327 2073 chrome
5327 2077 chrome,
lever with black glass inlay
5327 2078 chrome,
lever with white glass inlay
ground-standing
projection: 200 mm



HANSAVAROX
function unit with trim kit
for **HANSADESIGNO**
single-lever bath mixer*
4111 9573 chrome,
lever with
black glass inlay
4111 9578 chrome, lever with
white glass inlay



HANSAVAROX
function unit with trim kit
for **HANSADESIGNO**
single-lever bath mixer*
4111 9583 chrome



HANSAVAROX
function unit with trim kit
for **HANSADESIGNO**
single-lever bath mixer
with vacuum breaker*
4111 3573 chrome,
lever with
black glass inlay
4111 3578 chrome, lever with
white glass inlay



HANSAVAROX
function unit with trim kit
for **HANSADESIGNO**
single-lever bath mixer
with vacuum breaker*
4111 3583 chrome



HANSAVAROX
function unit with trim kit
for **HANSA[LIVING]**
thermostatic mixer,
DN 15 (G1/2)*
4112 9573 chrome
without water volume control

Bathtub



HANSAVAROX
function unit with trim kit
for **HANSA[LIVING]**
thermostatic mixer,
DN 15 (G1/2)*
4866 9501 chrome
without water volume control



HANSADESIGNO
bathtub spout, DN 15
5116 2170 chrome
also compatible with
HANSAMATRIX
projection: 180 mm



HANSADESIGNO
trim kit single-lever mixer
for all 4-hole installation
units*
5312 2073 chrome
5312 2077 chrome, lever with
black glass inlay
5312 2078 chrome, lever with
white glass inlay
projection: 184 mm




HANSADESIGNO
trim kit single-lever mixer
for all 3-hole installation
units*
5325 9073 chrome
5325 9077 chrome, lever with
black glass inlay
5325 9078 chrome, lever with
white glass inlay
for distant positioned bathtub
spout (HANSAFILL), without
HANSAFILL tub filler and drain
assembly


Bath/Shower / HANSAMATRIX UP



HANSAMATRIX
trim kit installation set 09
single-lever mixer, DN 15*
4487 0090 chrome
suitable for **HANSADESIGNO**
with wall-bar set with bathtub
spout, DN 15



HANSAMATRIX
trim kit installation set 10
single-lever mixer, DN 15*
4487 0100 chrome
suitable for **HANSADESIGNO**,
with shower set, with bathtub
spout, DN 15




HANSAMATRIX
trim kit installation set 11
thermostatic mixer,
DN 15 (G1/2)*
4487 0110 chrome
suitable for **HANSADESIGNO**
with wall-bar set with bathtub
spout, DN 15

Shower



HANSAMATRIX
trim kit installation set 12
thermostatic mixer,
DN 15 (G1/2)*
4487 0120 chrome
suitable for **HANSADESIGNO**,
with shower set, with bathtub
spout, DN 15



HANSAMATRIX
trim kit installation set 13
single-lever mixer, DN 15*
4487 0130 chrome
suitable for **HANSADESIGNO**,
with shower set, for distant
positioned bathtub spout
(HANSAFILL)



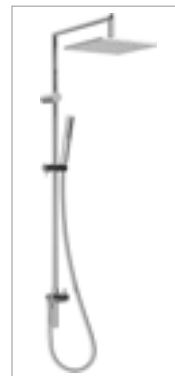
HANSADESIGNO
single-lever shower mixer,
DN 15 (G 1/2)*
5186 0173 chrome
5186 0177 chrome, lever with
black glass inlay
5186 0178 chrome, lever with
white glass inlay



HANSADESIGNO
single-lever shower mixer,
DN 15 (G 1/2)*
5186 9173 chrome
for direct connection with the
shower system
5267 0203, 5267 0213,
5167 0200



HANSA[LIVING]
shower system
water-bearing shower rail*
5267 0203 chrome
for the direct connection to
exposed fittings




HANSA[LIVING]
shower system
water-bearing shower rail*
5267 0213 chrome
for the direct connection to
exposed fittings



HANSAJET
shower system
water-bearing shower rail*
5167 0200 chrome
for the direct connection to
exposed fittings



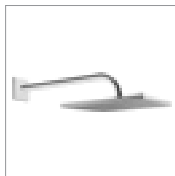
HANSA
wall bar set 1100 mm
4441 0190 chrome
HANSADESIGNO hand
shower Silverjet® shower hose
1600 mm, chrome optic



HANSA
solid-metal wall bar
wall bar 1100 mm
4441 0100 chrome



HANSA
solid-metal wall bar
wall bar 600 mm
4440 0100 chrome



HANSAVIVA
overhead shower, DN 15
0418 0340 chrome
shower head square
250 x 250 mm
projection: 400 mm



HANSARAIN
overhead shower, DN 15
0418 0300 chrome
shower head, solid brass
Ø 220 mm
projection: 400 mm



HANSAVIVA
overhead shower, DN 15
0419 0340 chrome
shower head square
250 x 250 mm



HANSARAIN
overhead shower, DN 15
0419 0300 chrome
shower head, solid brass
Ø 220 mm

Shower / HANSAVAROX UP



HANSAVAROX
function unit with trim kit
for HANSADESIGNO
single-lever shower mixer*
4110 9573 chrome, lever with
black glass inlay
4110 9578 chrome, lever with
white glass inlay



HANSAVAROX
function unit with trim kit
for HANSADESIGNO
single-lever shower mixer*
4110 9583 chrome

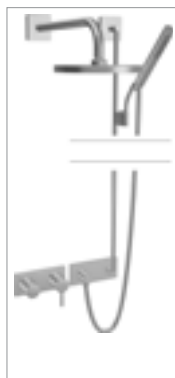


HANSAVAROX
function unit with trim kit
HANSA|LIVING
thermostatic mixer,
DN 15 (G1/2)*
4112 9573 chrome
without water volume control



HANSAVAROX
function unit with trim kit
HANSA|LIVING
thermostatic mixer,
DN 15 (G1/2)*
4866 9501 chrome
without water volume control

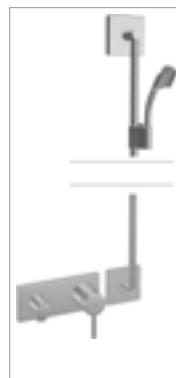
Shower / HANSAMATRIX UP




HANSAMATRIX
trim kit installation set 03
single-lever mixer, DN 15*
4487 0030 chrome
suitable for HANSADESIGNO
with wall-bar set with
HANSARAIN overhead shower,
DN 15



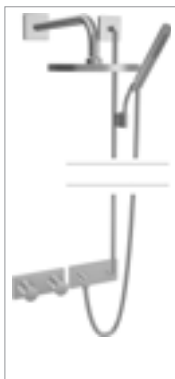
HANSAMATRIX
trim kit installation set 04
single-lever mixer, DN 15*
4487 0040 chrome
suitable for HANSADESIGNO
with shower set with
HANSARAIN overhead shower,
DN 15



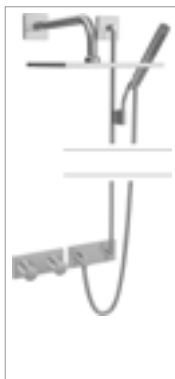
HANSAMATRIX
trim kit installation set 01
single-lever mixer, DN 15*
4487 0010 chrome
suitable for HANSADESIGNO
with solid-metal shower bar
1100 mm



HANSAMATRIX
trim kit installation set 02
single-lever mixer, DN 15*
4487 0020 chrome
suitable for HANSADESIGNO,
with wall-mounted shower
bracket



HANSAMATRIX
trim kit installation set 07
thermostatic mixer,
DN 15 (G1/2)*
4487 0070 chrome
suitable for HANSALOFT,
HANSADESIGNO,
HANSALIGNA, HANSASTELA,
HANSARONDA with wall-bar
set with HANSARAIN overhead
shower, DN 15



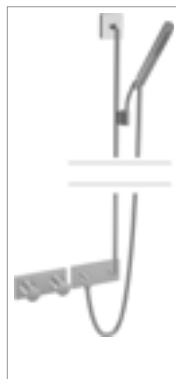
HANSAMATRIX
trim kit installation set 07
thermostatic mixer,
DN 15 (G1/2)*
4487 0071 chrome
suitable for HANSALOFT,
HANSADESIGNO,
HANSALIGNA, HANSASTELA,
HANSARONDA with wall-bar
set HANSAVIVA overhead
shower



HANSAMATRIX
trim kit installation set 08
thermostatic mixer,
DN 15 (G1/2)*
4487 0080 chrome
suitable for HANSALOFT,
HANSADESIGNO,
HANSALIGNA, HANSASTELA,
HANSARONDA with shower
set with HANSARAIN overhead
shower, DN 15



HANSAMATRIX
trim kit installation set 08
thermostatic mixer,
DN 15 (G1/2)*
4487 0081 chrome
suitable for HANSALOFT,
HANSADESIGNO,
HANSALIGNA, HANSASTELA,
HANSARONDA with shower
set HANSAVIVA overhead
shower




HANSAMATRIX
trim kit installation set 05
thermostatic mixer,
DN 15 (G1/2)*
4487 0050 chrome
suitable for HANSALOFT,
HANSADESIGNO,
HANSALIGNA, HANSASTELA,
HANSARONDA with wall-
bar set




HANSAMATRIX
trim kit installation set 06
thermostatic mixer,
DN 15 (G1/2)*
4487 0060 chrome
suitable for HANSALOFT,
HANSADESIGNO,
HANSALIGNA, HANSASTELA,
HANSARONDA, with
shower set




HANSA
wall-mounted shower
bracket
4444 0100 chrome



HANSA
wall-mounted shower
bracket
4444 0173 chrome



HANSA
wall connection elbow,
DN 15
5118 0170 chrome



HANSA
wall connection elbow,
DN 15
5118 0173 chrome




HANSA
wall connection elbow,
DN 15
with integrated stop
5157 0172 chrome
can also be used as an
angle valve



HANSA
wall connection elbow,
DN 15
with integrated stop
5157 0173 chrome
can also be used as an
angle valve



HANSA
trim kit
multi-way diverter*
0287 9172 chrome
0287 9177 chrome, lever with
black glass inlay
0287 9178 chrome, lever with
white glass inlay
square rosette, 75x75mm,
round rosette, Ø 75 mm
additionally enclosed, suitable
for concealed unit 0285 0100




HANSA
trim kit*
0228 9172 chrome
0228 9177 chrome,
lever with black glass inlay
0228 9178 chrome,
lever with white glass inlay



HANSA
trim kit*
0628 9105 chrome



HANSA
trim kit
Pipe interrupter*
4481 0000 chrome
also compatible with
HANSAMATRIX



HANSA
trim kit
Pipe interrupter*
4482 0000 chrome

HANSALIGNA


Washbasin



HANSALIGNA
one-hole single-lever basin
mixer, DN 15
5530 2203 chrome
spout: swivel, pop-up waste
(metal), connection with
flexible hoses G 3/8
projection: 116 mm



HANSALIGNA
one-hole single-lever basin
mixer, DN 15
5535 2203 chrome
spout: swivel, without pop-up
waste, connection with flexible
hoses G 3/8
projection: 116 mm



HANSA|LIVING
X - Plate
6636 0000 chrome



HANSALIGNA
one-hole single-lever basin
mixer, DN 15
0609 2203 chrome
pop-up waste (metal),
connection with flexible
hoses G 3/8
projection: 108 mm



HANSALIGNA
one-hole single-lever basin
mixer, DN 15
0609 2103 chrome
pop-up waste (metal),
connection using copper pipes
projection: 108 mm



HANSALIGNA
one-hole single-lever basin
mixer, DN 15
0608 2203 chrome
without pop-up waste,
connection with flexible
hoses G 3/8
projection: 108 mm



HANSALIGNA
one-hole single-lever basin
mixer XS, DN 15
0607 2203 chrome
pop-up waste (metal),
connection with flexible
hoses G 3/8
projection: 94 mm



HANSALIGNA
one-hole single-lever basin
mixer, DN 15
0613 1103 chrome #
for open hot water heaters,
pop-up waste (metal),
connection using copper pipes
projection: 108 mm




HANSA|LIVING
X - Plate
6637 0000 chrome



HANSALIGNA
one-hole single-lever basin
mixer, DN 15
0603 2203 chrome
for washbowls, connection
with flexible hoses G 3/8,
without pop-up waste
projection: 150 mm



HANSA|LIVING
X - Plate
6636 0000 chrome



HANSALIGNA
two handle/three-hole
basin mixer, DN 15
0645 2103 chrome
pop-up waste (metal)
projection: 108 mm



HANSALIGNA
trim kit
wall-mounted basin mixer,
DN 15*
0642 2103 chrome
projection: 186 mm

Washbasin concealed
HANSAVARIO



HANSALIGNA trim kit wall-mounted single-lever basin mixer, DN 15*
0640 2103 chrome
projection: 185 mm

Washbasin concealed
HANSAMATRIX




HANSALIGNA trim kit wall-mounted single-lever basin mixer, DN 15*
4489 2103 chrome
projection: 190 mm

Bidet



HANSALIGNA one-hole single-lever mixer, DN 15
0606 3203 chrome
for bidet, pop-up waste (metal), connection with flexible hoses G 3/8
projection: 100 mm



HANSA|LIVING X - Plate
6637 0000 chrome

Bath/Shower



HANSALIGNA single-lever bath mixer, DN 15 (G 1/2) for wall-mounting
0674 2103 chrome
projection: 152 mm



HANSAPUREJET Set for bath mixers
0401 0210 chrome
HANSAPUREJET Mono, Silverjet® shower hose 1250 mm, chrome optic



HANSALIGNA single-lever bath mixer, DN 15 G1/2*
0646 2083 chrome
ground-standing
projection: 200 mm

Bath/Shower / HANSAVAROX UP



HANSAVAROX function unit with trim kit HANSALIGNA single-lever bath mixer*
4385 9513 chrome



HANSAVAROX function unit with trim kit HANSALIGNA single-lever bath mixer*
4385 9503 chrome



HANSAVAROX function unit with trim kit HANSALIGNA single-lever bath mixer with vacuum breaker*
4385 3513 chrome
with vacuum breaker



HANSAVAROX function unit with trim kit HANSALIGNA single-lever bath mixer with vacuum breaker*
4385 3503 chrome
with vacuum breaker



HANSAVAROX function unit with trim kit HANSA|LIVING thermostatic mixer, DN 15 (G1/2)*
4112 9573 chrome
without water volume control



HANSAVAROX function unit with trim kit HANSA|LIVING thermostatic mixer, DN 15 (G1/2)*
4866 9501 chrome
without water volume control

Bathtub



HANSALIGNA bathtub spout, DN 15 (G 1/2)**
0682 2102 chrome
projection: 180 mm



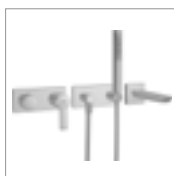
HANSALIGNA trim kit single-lever mixer for all 4-hole installation units*
0644 2083 chrome
projection: 180 mm



HANSALIGNA trim kit single-lever mixer for all 3-hole installation units*
0643 9083 chrome
for distant positioned bathtub spout (HANSAFILL), without HANSAFILL tub filler and drain assembly




HANSAMATRIX trim kit installation set 09 single-lever mixer, DN 15*
4487 1090 chrome
suitable for HANSALIGNA with wall-bar set with bathtub spout, DN 15



HANSAMATRIX trim kit installation set 10 single-lever mixer, DN 15*
4487 1100 chrome
suitable for HANSALIGNA, with shower set, with bathtub spout, DN 15



HANSAMATRIX trim kit installation set 11 thermostatic mixer, DN 15 (G1/2)*
4487 1110 chrome
suitable for HANSALIGNA with wall-bar set with bathtub spout, DN 15



HANSAMATRIX trim kit installation set 12 thermostatic mixer, DN 15 (G1/2)*
4487 1120 chrome
suitable for HANSALIGNA, with shower set, with bathtub spout, DN 15



HANSAMATRIX trim kit installation set 13 single-lever mixer, DN 15*
4487 1130 chrome
suitable for HANSALIGNA, with shower set, for distant positioned bathtub spout (HANSAFILL)

Bath/Shower / HANSAMATRIX UP

**round and cubic rosette in scope of delivery



HANSALIGNA
single-lever shower mixer,
DN 15 (G 1/2)
for wall-mounting
0667 0103 chrome



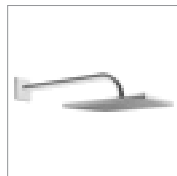
HANSALIGNA
single-lever shower mixer,
DN 15 (G 1/2)
for wall-mounting
0667 9103 chrome
for direct connection with the
HANSJET shower system
5167 0200



HANSJET
shower system
water-bearing shower rail
5167 0200 chrome
for the direct connection to
exposed fittings



HANSAPUREJET
wall bar set 900 mm
0456 0220 chrome
HANSAPUREJET Duo Silverjet®
shower hose 1750 mm,
chrome optic



HANSAVIVA
overhead shower, DN 15
0418 0340 chrome
shower head square
250 x 250 mm
projection: 400 mm




HANSARAIN
overhead shower, DN 15
0418 0300 chrome
shower head, solid brass
Ø 220 mm
projection: 400 mm



HANSAVIVA
overhead shower, DN 15
0419 0340 chrome
shower head square
250 x 250 mm

Shower / HANSAVAROX UP



HANSARAIN
overhead shower, DN 15
0419 0300 chrome
shower head, solid brass
Ø 220 mm



HANSAVAROX
function unit with trim kit
for HANSALIGNA
single-lever shower mixer*
4387 9513 chrome



HANSAVAROX
function unit with trim kit
for HANSALIGNA
single-lever shower mixer*
4387 9503 chrome

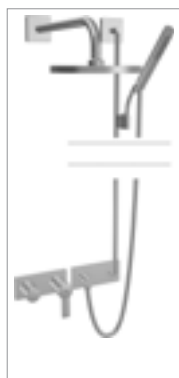


HANSAVAROX
function unit with trim kit
HANSA|LIVING
thermostatic mixer,
DN 15 (G1/2)*
4112 9573 chrome
without water volume control

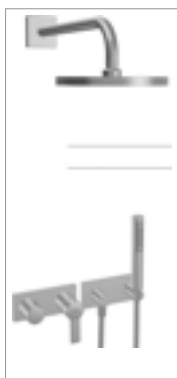


HANSAVAROX
function unit with trim kit
HANSA|LIVING
thermostatic mixer,
DN 15 (G1/2)*
4866 9501 chrome
without water volume control

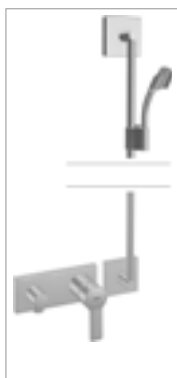
Shower / HANSAMATRIX UP



HANSAMATRIX
trim kit installation set 03
single-lever mixer, DN 15*
4487 1030 chrome
suitable for HANSALIGNA with
wall-bar set with HANSARAIN
overhead shower, DN 15



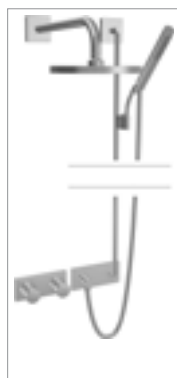
HANSAMATRIX
trim kit installation set 04
single-lever mixer, DN 15*
4487 1040 chrome
suitable for HANSALIGNA with
shower set with HANSARAIN
overhead shower, DN 15



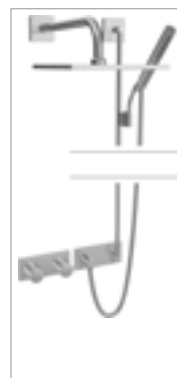
HANSAMATRIX
trim kit installation set 01
single-lever mixer, DN 15*
4487 1010 chrome
suitable for HANSALIGNA
with solid-metal shower bar
1100 mm



HANSAMATRIX
trim kit installation set 02
single-lever mixer, DN 15*
4487 1020 chrome
suitable for HANSALIGNA,
with wall-mounted shower
bracket



HANSAMATRIX
trim kit installation set 07
thermostatic mixer,
DN 15 (G1/2)*
4487 0070 chrome
suitable for HANSALOFT,
HANSADESIGNO,
HANSALIGNA, HANSASTELA,
HANSARONDA with wall-bar
set with HANSARAIN overhead
shower, DN 15



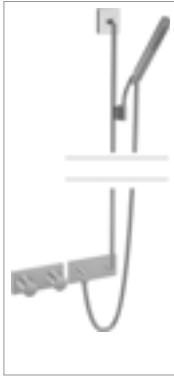
HANSAMATRIX
trim kit installation set 07
thermostatic mixer,
DN 15 (G1/2)*
4487 0071 chrome
suitable for HANSALOFT,
HANSADESIGNO,
HANSALIGNA, HANSASTELA,
HANSARONDA with wall-bar
set with HANSARAIN overhead
shower




HANSAMATRIX
trim kit installation set 08
thermostatic mixer,
DN 15 (G1/2)*
4487 0080 chrome
suitable for HANSALOFT,
HANSADESIGNO,
HANSALIGNA, HANSASTELA,
HANSARONDA with shower
set with HANSARAIN overhead
shower, DN 15




HANSAMATRIX
trim kit installation set 08
thermostatic mixer,
DN 15 (G1/2)*
4487 0081 chrome
suitable for HANSALOFT,
HANSADESIGNO,
HANSALIGNA, HANSASTELA,
HANSARONDA with shower
set HANSAVIVA overhead
shower



HANSAMATRIX
trim kit installation set 05
thermostatic mixer,
DN 15 (G1/2)*
4487 0050 chrome
suitable for HANSALOFT,
HANSADESIGNO,
HANSALIGNA, HANSASTELA,
HANSARONDA with wall-
bar set



HANSAMATRIX
trim kit installation set 06
thermostatic mixer,
DN 15 (G1/2)*
4487 0060 chrome
suitable for HANSALOFT,
HANSADESIGNO,
HANSALIGNA, HANSASTELA,
HANSARONDA, with
shower set



HANSA
wall-mounted shower
bracket
4444 0100 chrome



HANSA
wall-mounted shower
bracket
4444 0173 chrome



HANSA
wall connection elbow,
DN 15
5118 0170 chrome



HANSA
wall connection elbow,
DN 15
5118 0173 chrome



HANSA
wall connection elbow,
DN 15
with integrated stop
5157 0172 chrome
can also be used as an angle
valve



HANSA
wall connection elbow,
DN 15
with integrated stop
5157 0173 chrome
can also be used as an angle
valve




HANSA
trim kit
multi-way diverter*
0287 9172 chrome
0287 9177 chrome, lever with
black glass inlay
0287 9178 chrome, lever with
white glass inlay
square rosette, 75x75mm,
round rosette, Ø 75 mm
additionally enclosed, suitable
for concealed unit 0285 0100




HANSA
trim kit*
0228 9172 chrome
0228 9177 chrome, lever with
black glass inlay
0228 9178 chrome, lever with
white glass inlay



HANSA
trim kit*
0628 9105 chrome



HANSA
trim kit
Pipe interrupter*
4481 0000 chrome
also compatible with
HANSAMATRIX



HANSA
trim kit
Pipe interrupter*
4482 0000 chrome

HANSASTELA




Washbasin



HANSASTELA
one-hole single-lever basin
mixer, DN 15
5715 2201 chrome
pop-up waste (metal)
projection: 122 mm



HANSASTELA
one-hole single-lever basin
mixer, DN 15
5714 2201 chrome
without pop-up waste
projection: 122 mm



HANSA|LIVING
X - Plate
6636 0000 chrome



HANSASTELA
one-hole single-lever basin
mixer, DN 15
5709 2201 chrome
pop-up waste (metal),
connection with flexible
hoses G 3/8
projection: 111 mm



HANSASTELA
one-hole single-lever basin
mixer, DN 15
5708 2201 chrome
without pop-up waste,
connection with flexible
hoses G 3/8
projection: 111 mm



HANSASTELA
one-hole single-lever basin
mixer, DN 15
5713 1101 chrome [#]
for open hot water heaters,
pop-up waste (metal),
connection using copper pipes
projection: 111 mm



HANASTELA
one-hole single-lever basin
mixer, DN 15
5710 2201 chrome
for washbowls, connection
with flexible hoses G 3/8,
without pop-up waste
projection: 144 mm



HANASTELA
two handle/three-hole
basin mixer, DN 15
5720 2203 chrome
pop-up waste (metal),
connection with flexible
hoses G 3/8
projection: 111 mm



HANASTELA
trim kit
wall-mounted basin mixer,
DN 15*
5721 2103 chrome
projection: 160 mm



HANASTELA
trim kit
wall-mounted basin mixer,
DN 15*
5722 2103 chrome
projection: 240 mm

Washbasin concealed
HANSAVARIO



HANASTELA
trim kit
wall-mounted single-lever
basin mixer, DN 15*
5783 2171 chrome
projection: 162 mm



HANASTELA
trim kit
wall-mounted single-lever
basin mixer, DN 15*
5785 2171 chrome
projection: 242 mm

Washbasin concealed
HANSAMATRIX



HANASTELA
trim kit
wall-mounted single-lever
basin mixer, DN 15*
4490 2103 chrome
projection: 166 mm

Bath/Shower



HANASTELA
single-lever bath mixer,
DN 15 (G 1/2)
for wall-mounting
5774 2101 chrome
projection: 165 mm




HANSACLEAR-Set
for bath mixers
0401 0320 chrome,
transparent
HANSACLEAR Duo, Silverjet®
shower hose 1250 mm,
chrome optic

Bath/Shower / **HANSAVAROX UP**



HANSAVAROX
function unit with trim kit
for **HANASTELA**
single-lever bath mixer*
4784 9051 chrome



HANSAVAROX
function unit with trim kit
for **HANASTELA**
single-lever bath mixer*
4784 9041 chrome



HANSAVAROX
function unit with trim kit
for **HANASTELA**
single-lever bath mixer
with vacuum breaker*
4784 3051 chrome



HANSAVAROX
function unit with trim kit
for **HANASTELA** single-
lever bath mixer with
vacuum breaker*
4784 3041 chrome



HANSAVAROX
function unit with trim kit
HANSA|LIVING
thermostatic mixer,
DN 15 (G1/2)*
4112 9573 chrome
without water volume control

Bathtub



HANSAVAROX
function unit with trim kit
HANSA|LIVING
thermostatic mixer,
DN 15 (G1/2)*
4866 9501 chrome
without water volume control



HANASTELA
bathtub spout,
DN 15 (G 1/2)**
5782 2100 chrome
projection: 160 mm

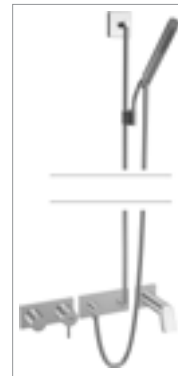


HANASTELA
trim kit single-lever mixer
for all 4-hole installation
units*
5730 2011 chrome
projection: 177 mm



HANASTELA
trim kit single-lever mixer
for all 3-hole installation
units*
5731 9011 chrome
for distant positioned bathtub
spout (HANSAFILL), without
HANSAFILL tub filler and drain
assembly

Bath/Shower / **HANSAMATRIX UP**



HANSAMATRIX
trim kit installation set 09
single-lever mixer, DN 15*
4487 3090 chrome
suitable for HANASTELA with
wall-bar set with bathtub
spout, DN 15



HANSAMATRIX
trim kit installation set 10
single-lever mixer, DN 15*
4487 3100 chrome
suitable for HANASTELA,
with shower set, with bathtub
spout, DN 15




HANSAMATRIX
trim kit installation set 11
thermostatic mixer,
DN 15 (G1/2)*
4487 3110 chrome
suitable for HANASTELA
with wall-bar set with bathtub
spout, DN 15

**round and cubic rosette in scope of delivery

All flexible hose G 3/8 are DVGW W270 approved.

*plus concealed body, see corresponding chapter, from page 170

Shower



HANSAMATRIX
trim kit installation set 12
thermostatic mixer,
DN 15 (G1/2)*
4487 3120 chrome
suitable for HANSASTELA,
with shower set, with bathtub
spout, DN 15



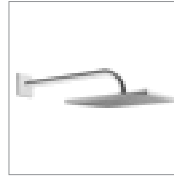
HANSAMATRIX
trim kit installation set 13
single-lever mixer, DN 15*
4487 3130 chrome
suitable for HANSASTELA,
with shower set, for distant
positioned bathtub spout
(HANSAFILL)




HANSASTELA
single-lever shower mixer,
DN 15 (G 1/2)
5767 0101 chrome



HANSACLEAR
wall bar set 900 mm
0456 0330 78 chrome,
transparent
HANSACLEAR Tri Silverjet®
shower hose 1750 mm,
chrome optic



HANSAVIVA
overhead shower, DN 15
0418 0340 chrome
shower head square
250 x 250 mm
projection: 400 mm




HANSARAIN
overhead shower, DN 15
0418 0300 chrome
shower head, solid brass
Ø 220 mm
projection: 400 mm



HANSAVIVA
overhead shower, DN 15
0419 0340 chrome
shower head square
250 x 250 mm

Shower / HANSAVAROX UP



HANSARAIN
overhead shower, DN 15
0419 0300 chrome
shower head, solid brass
Ø 220 mm



HANSAVAROX
function unit with trim kit
for HANSASTELA single-
lever shower mixer*
4785 9051 chrome



HANSAVAROX
function unit with trim kit
for HANSASTELA
single-lever shower mixer*
4785 9041 chrome

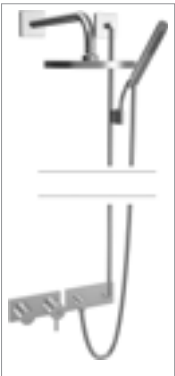


HANSAVAROX
function unit with trim kit
HANSA[LIVING]
thermostatic mixer,
DN 15 (G1/2)*
4112 9573 chrome
without water volume control




HANSAVAROX
function unit with trim kit
HANSA[LIVING]
thermostatic mixer,
DN 15 (G1/2)*
4866 9501 chrome
without water volume control

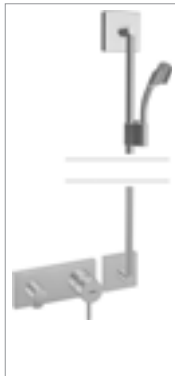
Shower / HANSAMATRIX UP



HANSAMATRIX
trim kit installation set 03
single-lever mixer, DN 15*
4487 3030 chrome
suitable for HANSASTELA with
wall-bar set with HANSARAIN
overhead shower, DN 15



HANSAMATRIX
trim kit installation set 04
single-lever mixer, DN 15*
4487 3040 chrome
suitable for HANSASTELA with
shower set with HANSARAIN
overhead shower, DN 15



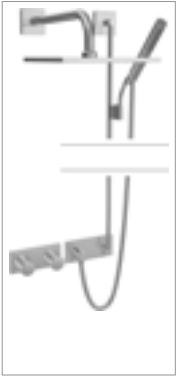
HANSAMATRIX
trim kit installation set 01
single-lever mixer, DN 15*
4487 3010 chrome
suitable for HANSASTELA
with solid-metal shower bar
1100 mm




HANSAMATRIX
trim kit installation set 02
single-lever mixer, DN 15*
4487 3020 chrome
suitable for HANSASTELA, with
wall-mounted shower bracket



HANSAMATRIX
trim kit installation set 07
thermostatic mixer,
DN 15 (G1/2)*
4487 0070 chrome
suitable for HANSALOFT,
HANSADESIGNO,
HANSALIGNA, HANSASTELA,
HANSARONDA with wall-bar
set with HANSARAIN overhead
shower, DN 15



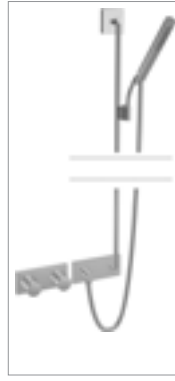
HANSAMATRIX trim kit installation set 07
thermostatic mixer,
DN 15 (G1/2)*
4487 0071 chrome
suitable for HANSALOFT,
HANSADESIGNO,
HANSALIGNA, HANSATELA,
HANSARONDA with wall-bar
set HANSAVIVA overhead
shower




HANSAMATRIX trim kit installation set 08
thermostatic mixer,
DN 15 (G1/2)*
4487 0080 chrome
suitable for HANSALOFT,
HANSADESIGNO,
HANSALIGNA, HANSATELA,
HANSARONDA with shower
set with HANSARAIN overhead
shower, DN 15



HANSAMATRIX trim kit installation set 08
thermostatic mixer,
DN 15 (G1/2)*
4487 0081 chrome
suitable for HANSALOFT,
HANSADESIGNO,
HANSALIGNA, HANSATELA,
HANSARONDA with shower
set HANSAVIVA overhead
shower



HANSAMATRIX trim kit installation set 05
thermostatic mixer,
DN 15 (G1/2)*
4487 0050 chrome
suitable for HANSALOFT,
HANSADESIGNO,
HANSALIGNA, HANSATELA,
HANSARONDA with wall-
bar set



HANSAMATRIX trim kit installation set 06
thermostatic mixer,
DN 15 (G1/2)*
4487 0060 chrome
suitable for HANSALOFT,
HANSADESIGNO,
HANSALIGNA, HANSATELA,
HANSARONDA, with
shower set




HANSA wall-mounted shower bracket
4444 0100 chrome



HANSA wall-mounted shower bracket
4444 0173 chrome



HANSA wall connection elbow, DN 15
5118 0170 chrome



HANSA wall connection elbow, DN 15
5118 0173 chrome



HANSA wall connection elbow, DN 15 with integrated stop
5157 0172 chrome
can also be used as an angle
valve



HANSA wall connection elbow, DN 15 with integrated stop
5157 0173 chrome
can also be used as an angle
valve



HANSA trim kit multi-way diverter*
0287 9172 chrome
0287 9177 chrome, lever with
black glass inlay
0287 9178 chrome, lever with
white glass inlay
square rosette, 75x75mm,
round rosette, Ø 75 mm
additionally enclosed, suitable
for concealed unit 0285 0100




HANSA trim kit*
0228 9172 chrome
0228 9177 chrome, lever with
black glass inlay
0228 9178 chrome, lever with
white glass inlay




HANSA trim kit*
0628 9105 chrome



HANSA trim kit Pipe interrupter*
4481 0000 chrome
also compatible with
HANSAMATRIX



HANSA trim kit Pipe interrupter*
4482 0000 chrome



HANSARONDA
one-hole single-lever basin
mixer, DN 15
5526 2203 chrome
spout: swivel, pop-up waste
(metal), connection with
flexible hoses G 3/8
projection: 115 mm

HANSARONDA
one-hole single-lever basin
mixer, DN 15
5534 2203 chrome
spout: swivel, connection with
flexible hoses G 3/8
projection: 115 mm

HANSA|LIVING
X - Plate
6636 0000 chrome



HANSARONDA
one-hole single-lever basin
mixer, DN 15
0309 2173 chrome
pop-up waste (metal),
connection using copper pipes
projection: 100 mm

HANSARONDA
one-hole single-lever basin
mixer, DN 15
0309 2273 chrome
pop-up waste (metal),
connection with flexible
hoses G 3/8
projection: 100 mm

HANSARONDA
one-hole single-lever basin
mixer, DN 15
0308 2273 chrome
without pop-up waste,
connection with flexible
hoses G 3/8
projection: 100 mm

Washbasin concealed
HANSAVARIO

Washbasin concealed
HANSAMATRIX



HANSARONDA
one-hole single-lever basin
mixer, DN 15
0313 1173 chrome-#
for open hot water heaters,
pop-up waste (metal),
connection using copper pipes
projection: 100 mm

HANSA|LIVING
X - Plate
6637 0000 chrome


HANSARONDA
one-hole single-lever basin
mixer, DN 15
0303 2273 chrome
for washbowls, connection
with flexible hoses G 3/8
projection: 148 mm

HANSA|LIVING
X - Plate
6636 0000 chrome

HANSARONDA
one-hole single-lever basin
mixer, DN 15
0301 2173 chrome
extractable hand spray, pop-up
waste (metal), connection
using copper pipes
projection: 125 mm

HANSARONDA
trim kit
wall-mounted single-lever
basin mixer, DN 15*
0383 2273 chrome
projection: 182 mm

HANSARONDA
trim kit
wall-mounted single-lever
basin mixer, DN 15*
4488 2103 chrome
projection: 186 mm



HANSARONDA
one-hole single-lever
mixer, DN 15
0306 3273 chrome
for bidet
projection: 103 mm

HANSA|LIVING
X - Plate
6637 0000 chrome



HANSARONDA
single-lever bath mixer,
DN 15 (G 1/2)
for wall-mounting
0374 2173 chrome
projection: 163 mm

HANSAVIVA-Set
for bath mixers
4417 0210 chrome
HANSAVIVA hand shower,
100 mm, shower hose,
1750 mm

HANSARONDA
single-lever bath mixer,
DN 15 (G 1/2)*
0342 2073 chrome
ground-standing
projection: 200 mm

HANSAVAROX
function unit with trim kit
for HANSARONDA
single-lever bath mixer*
4384 9583 chrome

HANSAVAROX
function unit with trim kit
for HANSARONDA
single-lever bath mixer*
4384 9573 chrome



HANSAVAROX
function unit with trim kit
for HANSARONDA
single-lever bath mixer
with vacuum breaker*
4384 3583 chrome
with vacuum breaker

HANSAVAROX
function unit with trim kit
for HANSARONDA
single-lever bath mixer
with vacuum breaker*
4384 3573 chrome
with vacuum breaker

HANSAVAROX
function unit with trim kit
HANSA|LIVING
thermostatic mixer,
DN 15 (G 1/2)*
4112 9573 chrome
without water volume control

HANSAVAROX
function unit with trim kit
HANSA|LIVING
thermostatic mixer,
DN 15 (G 1/2)*
4866 9501 chrome
without water volume control

HANSARONDA
bathtub spout,
DN 15 (G 1/2)**
0582 2172 chrome
projection: 180 mm


HANSARONDA
trim kit single-lever mixer
for all 4-hole installation
units*
0340 2073 chrome
projection: 240 mm

HANSARONDA
trim kit single-lever mixer
for all 3-hole installation
units*
0341 9073 chrome
for distant positioned bathtub
spout (HANSAFILL), without
HANSAFILL tub filler and drain
assembly

**round and cubic rosette in scope of delivery




HANSAMATRIX
trim kit installation set 09
single-lever mixer, DN 15*
4487 2090 chrome
suitable for HANSARONDA
with wall-bar set with bathtub
spout, DN 15




HANSAMATRIX
trim kit installation set 10
single-lever mixer, DN 15*
4487 2100 chrome
suitable for HANSARONDA,
with shower set, with bathtub
spout, DN 15



HANSAMATRIX
trim kit installation set 11
thermostatic mixer,
DN 15 (G1/2)*
4487 2110 chrome
suitable for HANSARONDA
with wall-bar set with bathtub
spout, DN 15



HANSAMATRIX
trim kit installation set 12
thermostatic mixer,
DN 15 (G1/2)*
4487 2120 chrome
suitable for HANSARONDA,
with shower set, with bathtub
spout, DN 15



HANSAMATRIX
trim kit installation set 13
single-lever mixer, DN 15*
4487 2130 chrome
suitable for HANSARONDA,
with shower set, for distant
positioned bathtub spout
(HANSAFILL)



HANSARONDA
single-lever shower mixer,
DN 15 (G 1/2)
for wall-mounting
0367 0173 chrome

Shower



HANSAVIVA
wall bar set 900 mm
4415 0130 chrome
HANSAVIVA hand shower,
100 mm shower hose,
1750 mm




HANSAVIVA
overhead shower, DN 15
0418 0340 chrome
shower head square
250 x 250 mm
projection: 400 mm



HANSARAIN
overhead shower, DN 15
0418 0300 chrome
shower head, solid brass
Ø 220 mm
projection: 400 mm



HANSAVIVA
overhead shower, DN 15
0419 0340 chrome
shower head square
250 x 250 mm



HANSARAIN
overhead shower, DN 15
0419 0300 chrome
shower head, solid brass
Ø 220 mm

Shower / HANSAVAROX UP



HANSAVAROX
function unit with trim kit
for HANSARONDA
single-lever shower mixer*
4386 9583 chrome



HANSAVAROX
function unit with trim kit
for HANSARONDA
single-lever shower mixer*
4386 9573 chrome



HANSAVAROX
function unit with trim kit
HANSALIVING
thermostatic mixer,
DN 15 (G1/2)*
4112 9573 chrome
without water volume control



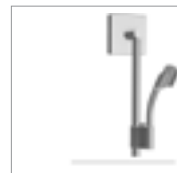
HANSAVAROX
function unit with trim kit
HANSALIVING
thermostatic mixer,
DN 15 (G1/2)*
4866 9501 chrome
without water volume control



HANSAMATRIX
trim kit installation set 03
single-lever mixer, DN 15*
4487 2030 chrome
suitable for HANSARONDA
with wall-bar set with
HANSARAIN overhead shower,
DN 15



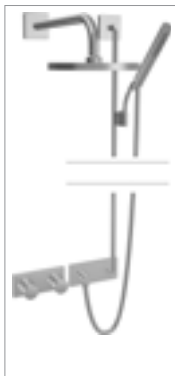
HANSAMATRIX
trim kit installation set 04
single-lever mixer, DN 15*
4487 2040 chrome
suitable for HANSARONDA
with shower set with
HANSARAIN overhead shower,
DN 15



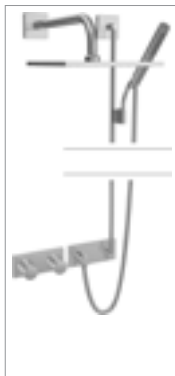
HANSAMATRIX
trim kit installation set 01
single-lever mixer, DN 15*
4487 2010 chrome
suitable for HANSARONDA
with solid-metal shower bar
1100 mm




HANSAMATRIX
trim kit installation set 02
single-lever mixer, DN 15*
4487 2020 chrome
suitable for HANSARONDA,
with wall-mounted shower
bracket



HANSAMATRIX
trim kit installation set 07
thermostatic mixer,
DN 15 (G1/2)*
4487 0070 chrome
suitable for HANSALOFT,
HANSADESIGNO,
HANSALIGNA, HANSASTELA,
HANSARONDA with wall-bar
set with HANSARAIN overhead
shower, DN 15



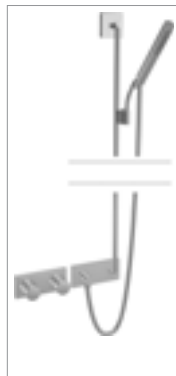
HANSAMATRIX
trim kit installation set 07
thermostatic mixer,
DN 15 (G1/2)*
4487 0071 chrome
suitable for HANSALOFT,
HANSADESIGNO,
HANSALIGNA, HANSASTELA,
HANSARONDA with wall-bar
set HANSAVIVA overhead
shower



HANSAMATRIX
trim kit installation set 08
thermostatic mixer,
DN 15 (G1/2)*
4487 0080 chrome
suitable for HANSALOFT,
HANSADESIGNO,
HANSALIGNA, HANSASTELA,
HANSARONDA with shower
set with HANSARAIN overhead
shower, DN 15



HANSAMATRIX
trim kit installation set 08
thermostatic mixer,
DN 15 (G1/2)*
4487 0081 chrome
suitable for HANSALOFT,
HANSADESIGNO,
HANSALIGNA, HANSASTELA,
HANSARONDA with shower
set HANSAVIVA overhead
shower




HANSAMATRIX
trim kit installation set 05
thermostatic mixer,
DN 15 (G1/2)*
4487 0050 chrome
suitable for HANSALOFT,
HANSADESIGNO,
HANSALIGNA, HANSASTELA,
HANSARONDA with wall-
bar set




HANSAMATRIX
trim kit installation set 06
thermostatic mixer,
DN 15 (G1/2)*
4487 0060 chrome
suitable for HANSALOFT,
HANSADESIGNO,
HANSALIGNA, HANSASTELA,
HANSARONDA,
with shower set


Accessories bath/shower



HANSA
wall-mounted shower
bracket
4444 0100 chrome




HANSA
wall-mounted shower
bracket
4444 0173 chrome



HANSA
wall connection elbow,
DN 15
5118 0170 chrome



HANSA
wall connection elbow,
DN 15
5118 0173 chrome




HANSA
wall connection elbow,
DN 15
with integrated stop
5157 0172 chrome
can also be used as an
angle valve



HANSA
wall connection elbow,
DN 15
with integrated stop
5157 0173 chrome
can also be used as an
angle valve



HANSA
trim kit
multi-way diverter*
0287 9172 chrome
0287 9177 chrome, lever with
black glass inlay
0287 9178 chrome, lever with
white glass inlay
square rosette, 75x75mm,
round rosette, Ø 75 mm
additionally enclosed, suitable
for concealed unit 0285 0100




HANSA
trim kit*
0228 9172 chrome
0228 9177 chrome, lever with
black glass inlay
0228 9178 chrome, lever with
white glass inlay








HANSA
trim kit*
0628 9105 chrome



HANSA
trim kit
Pipe interrupter*
4481 0000 chrome
also compatible with
HANSAMATRIX



HANSA
trim kit
Pipe interrupter*
4482 0000 chrome



HANSAMIX
one-hole single-lever basin mixer, DN 15
0109 2173 chrome
pull pop-up waste, connection using copper pipes
projection: 123 mm




HANSAMIX
one-hole single-lever basin mixer, DN 15
0109 2273 chrome
pull pop-up waste, connection with flexible pressure hoses
projection: 123 mm

HANSAMIX
one-hole single-lever basin mixer, DN 15
0109 2173 00006 chrome
energy saving variation, pull pop-up waste, connection using copper pipes
projection: 123 mm

HANSAMIX
one-hole single-lever basin mixer, DN 15
0104 2173 chrome
without pop-up waste, weighted chain
projection: 123 mm

HANSAMIX
one-hole single-lever basin mixer, DN 15
0108 2173 chrome
without pop-up waste, connection using copper pipes
projection: 123 mm

HANSAMIX
one-hole single-lever basin mixer, DN 15
0108 2273 chrome
without pop-up waste, connection with flexible pressure hoses
projection: 123 mm



HANSAMIX
one-hole single-lever basin mixer, DN 15 for open hot water heaters
0113 1173 chrome [#]
pull pop-up waste
projection: 123 mm

HANSAMIX
one-hole single-lever basin mixer, DN 15 for open hot water heaters
0111 1173 chrome [#]
without pop-up waste, weighted chain
projection: 123 mm

HANSAMIX
one-hole single-lever basin mixer, DN 15
0119 2173 chrome
pull pop-up waste, spout: swivel
projection: 157 mm

HANSAMIX
one-hole single-lever basin mixer, DN 15
0118 2173 chrome
without pop-up waste, spout: swivel
projection: 157 mm

HANSAMIX
one-hole single-lever mixer, DN 15 for bidet
0106 3273 chrome
pull pop-up waste, connection with flexible hoses G 3/8
projection: 113 mm

HANSAMIX
single-lever bath mixer, DN 15 (G 1/2) for wall-mounting
0174 2173 chrome
projection: 162 mm

HANSAPUREJET Set for bath mixers
0401 0210 chrome
HANSAPUREJET Mono, Silverjet® shower hose 1250 mm, chrome optic


Bidet

Bath/Shower

Bathtub

Lever

Shower



HANSAVAROX
function unit with trim kit for HANSAMIX single-lever bath mixer*
4184 9043 chrome

HANSAVAROX
function unit with trim kit for HANSAMIX single-lever bath mixer with vacuum breaker*
4184 3043 chrome

trim kit single-lever mixer for all 4-hole installation units with pillar bathtub spout
5314 2030 chrome
suitable for the series HANSAMIX and HANSAPRADO, without operating lever
projection: 185 mm

trim kit single-lever mixer for all 3-hole installation units
5310 9030 chrome
suitable for the series HANSAMIX and HANSAPRADO, without operating lever

trim kit 2-hole single-lever mixer with extractable bathtub spout
5321 2030 chrome
suitable for the series HANSAMIX and HANSAPRADO, without operating lever

HANSAMIX
operating lever (metal)
0188 0073 chrome

HANSAMIX
single-lever shower mixer, DN 15 (G 1/2) for wall-mounting
0167 0173 chrome



HANSAPUREJET
wall bar set 900 mm
0456 0220 chrome
HANSAPUREJET Duo Silverjet® shower hose 1750 mm, chrome optic

HANSAVAROX
function unit with trim kit for HANSAMIX single-lever shower mixer*
4185 9043 chrome

HANSASIGNA



Washbasin



HANSASIGNA
one-hole single-lever basin
mixer, DN 15
0163 2103 chrome
pull pop-up waste, connection
using copper pipes
projection: 120 mm



HANSASIGNA
one-hole single-lever basin
mixer, DN 15
0164 2103 chrome
without pop-up waste,
connection using copper pipes
projection: 120 mm



HANSASIGNA XL
one-hole single-lever basin
mixer, DN 15
0161 2103 chrome
pull pop-up waste, connection
using copper pipes
projection: 120 mm



HANSASIGNA XL
one-hole single-lever basin
mixer, DN 15
0162 2193 chrome
without pop-up waste,
connection using copper pipes
projection: 120 mm

Bidet



HANSASIGNA
one-hole single-lever
mixer, DN 15
for bidet
0165 3203 chrome
pull pop-up waste, connection
with flexible hoses G 3/8
projection: 122 mm

Bath/Shower



HANSACARE
thermostatic bath mixer,
DN 15 (G 1/2)
5810 1201 chrome
projection: 197 mm



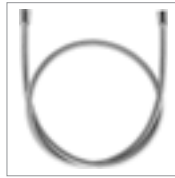
HANSAMEDIJET
hand shower low on
aerosol, DN 15
0416 0170 chrome



HANSAMEDIJET FLEX
hand shower low on
aerosol, DN 15
4428 0170 chrome



HANSAMEDIJET
head shower low on
aerosol
4429 0170 chrome
Ø 100 mm



HANSAMEDIJET
shower hose
0412 0473 chrome, mesh
optic, length 1250 mm
0412 0573 chrome, mesh
optic, length 1600 mm
0412 0373 chrome, mesh
optic, length 1750 mm
0412 0273 chrome, mesh
optic, length 2000 mm



HANSAVAROX
function unit with trim kit
for HANSASIGNA
single-lever bath mixer
with vacuum breaker*
4010 3003 chrome



HANSAVAROX
function unit with trim kit
for HANSASIGNA
single-lever bath mixer*
4010 9003 chrome

Shower




HANSACARE
thermostatic shower mixer,
DN 15 (G 1/2)
5808 0201 chrome



HANSAMEDIJET
hand shower low on
aerosol, DN 15
0416 0170 chrome



HANSAMEDIJET FLEX
hand shower low on
aerosol, DN 15
4428 0170 chrome



HANSAMEDIJET
shower hose
0412 0473 chrome, mesh
optic, length 1250 mm
0412 0573 chrome, mesh
optic, length 1600 mm
0412 0373 chrome, mesh
optic, length 1750 mm
0412 0273 chrome, mesh
optic, length 2000 mm



HANSAJET
solid-metal wall bar
wall bar 900 mm
0448 0100 chrome



HANSAMEDIJET
wall bar set 900 mm
0400 0170 chrome



HANSAVAROX
function unit with trim kit
for HANSASIGNA
single-lever shower mixer*
4011 9003 chrome

HANSAPRADO



Washbasin



HANSAPRADO
one-hole single-lever basin
mixer, DN 15
0140 2173 chrome
pop-up waste (metal)
projection: 123 mm



HANSAPRADO
one-hole single-lever basin
mixer, DN 15
0140 2273 chrome
pop-up waste (metal),
connection with flexible
hoses G 3/8
projection: 123 mm



HANSAPRADO
one-hole single-lever basin
mixer, DN 15
0157 1173 chrome #
for open hot water heaters,
pop-up waste (metal)
projection: 123 mm



HANSAPRADO
one-hole single-lever basin
mixer, DN 15
0140 2173 00006 chrome
energy saving variation, pop-
up waste (metal)
projection: 123 mm



HANSAPRADO
one-hole single-lever basin
mixer, DN 15
0140 2273 00006 chrome
energy saving variation, pop-
up waste (metal), connection
with flexible hoses G 3/8
projection: 123 mm



HANSAPRADO
one-hole single-lever basin
mixer, DN 15
0141 2273 chrome
without pop-up waste,
weighted chain, connection
with flexible hoses G 3/8
projection: 123 mm

Bidet



HANSAVAROX
one-hole single-lever basin
mixer, DN 15
0142 2173 chrome
without pop-up waste
projection: 123 mm



HANSAVAROX
one-hole single-lever basin
mixer, DN 15
0142 2273 chrome
without pop-up waste,
connection with flexible
hoses G 3/8
projection: 123 mm



HANSAVAROX
one-hole single-lever
mixer, DN 15
for bidet
0143 3273 chrome
pop-up waste (metal),
connection with flexible
hoses G 3/8
projection: 125 mm

Bath/Shower



HANSAVAROX
one-hole single-lever
mixer, DN 15
for rim-mounting
0151 2273 chrome
length 600 mm
projection: 153 mm



HANSAVAROX
single-lever bath mixer,
DN 15 (G 1/2)
0144 2173 chrome
projection: 175 mm



HANSAVAROX
single-lever bath mixer,
DN 15 (G 1/2)
0144 2173 00003 chrome
with shower set
projection: 175 mm



HANSAVIVA-Set
for bath mixers
4417 0110 chrome
HANSAVIVA hand shower,
100 mm, shower hose,
1250 mm



HANSAVAROX
single-lever bath mixer,
DN 20 (G 3/4)
for wall-mounting
0144 2073 chrome
projection: 175 mm



HANSAVAROX
function unit with trim kit
for HANSAVAROX
single-lever bath mixer*
4146 9073 chrome



HANSAVAROX
function unit with trim kit
for HANSAVAROX
single-lever bath mixer
with vacuum breaker*
4146 3073 chrome



trim kit single-lever mixer
for all 4-hole installation
units
with pillar bathtub spout
5314 2030 chrome
suitable for the series
HANSAMIX and
HANSAVAROX, without
operating lever
projection: 185 mm



trim kit single-lever mixer
for all 3-hole installation
units
5310 9030 chrome
suitable for the series
HANSAMIX and
HANSAVAROX, without
operating lever



trim kit 2-hole single-lever
mixer
with extractable bathtub
spout
5321 2030 chrome
suitable for the series
HANSAMIX and
HANSAVAROX, without
operating lever



HANSAVAROX
operating lever (metal)
0158 0073 chrome

Shower



HANSAVAROX
single-lever shower mixer,
DN 15 (G 1/2)
0145 0173 chrome



HANSA
swivel spout
0494 2100 chrome
projection: 355 mm



HANSAVIVA
wall bar set 900 mm
4415 0130 chrome
HANSAVIVA hand shower,
100 mm shower hose,
1750 mm



HANSAVAROX
function unit with trim kit
for HANSAVAROX
single-lever shower mixer*
4147 9073 chrome

HANSAFORM



Washbasin



HANSAFORM
one-hole single-lever basin
mixer, DN 15
4909 2103 chrome
pop-up waste (metal),
connection using copper pipes
projection: 99 mm



HANSAFORM
one-hole single-lever basin
mixer, DN 15
4909 2203 chrome
pop-up waste (metal),
connection with flexible
hoses G 3/8
projection: 99 mm



HANSAFORM
one-hole single-lever basin
mixer, DN 15
4905 2203 chrome
without pop-up waste,
connection with flexible
hoses G 3/8
projection: 99 mm



HANSAFORM
one-hole single-lever basin
mixer, DN 15
for open hot water heaters
4913 1103 chrome #
pop-up waste (metal),
connection using copper pipes
projection: 99 mm

Bidet



HANSAFORM
one-hole single-lever
mixer, DN 15
for bidet
4906 3203 chrome
pop-up waste (metal),
connection with flexible
hoses G 3/8
projection: 106 mm

Bath/Shower



HANSAFORM
single-lever bath mixer,
DN 15 (G 1/2)
4974 2103 chrome
projection: 159 mm



**HANSAVIVA-Set
for bath mixers**
4417 0110 chrome
HANSAVIVA hand shower,
100 mm, shower hose,
1250 mm



**HANSAVAROX
function unit with trim kit
for HANSAFORM single-
lever bath mixer***
4992 9003 chrome



**HANSAVAROX
function unit with trim kit
for HANSAFORM single-
lever bath mixer
with vacuum breaker***
4992 3003 chrome



**HANSAFORM
trim kit
single-lever bath mixer,
DN 15 G1/2***
4994 7003 chrome

Shower



**HANSAFORM
single-lever shower mixer,
DN 15 (G 1/2)**
4967 0103 chrome



**HANSAVIVA
wall bar set 900 mm**
4415 0130 chrome
HANSAVIVA hand shower,
100 mm shower hose,
1750 mm



**HANSAVAROX
function unit with trim kit
for HANSAFORM single-
lever shower mixer***
4993 9003 chrome



**HANSAFORM
trim kit
single-lever shower mixer,
DN 15 (G 1/2)***
4995 7003 chrome



**HANSAFORM
trim kit
single-lever shower mixer***
4996 7003 chrome

HANSADISC



Washbasin



**HANSADISC
one-hole single-lever basin
mixer, DN 15**
0101 2274 chrome
pop-up waste (metal),
connection with flexible
hoses G 3/8
projection: 111 mm



**HANSADISC
one-hole single-lever basin
mixer, DN 15**
0107 2274 chrome
without pop-up waste,
connection with flexible
hoses G 3/8
projection: 111 mm



**HANSADISC
one-hole single-lever basin
mixer, DN 15**
0103 1174 chrome [#]
for open hot water heaters,
pop-up waste (metal),
connection using copper pipes
projection: 111 mm

Bidet



**HANSADISC
one-hole single-lever
mixer, DN 15
for bidet**
0102 3274 chrome
pop-up waste (metal),
connection with flexible
hoses G 3/8
projection: 112 mm

Bath/Shower



**HANSADISC
single-lever bath mixer,
DN 15 (G 1/2)
for wall-mounting**
0178 2174 chrome
projection: 161 mm



**HANSAPUREJET Set
for bath mixers**
0401 0210 chrome
HANSAPUREJET Mono,
Silverjet® shower hose
1250 mm, chrome optic




**HANSAVAROX
function unit with trim kit
for HANSADISC single-
lever bath mixer***
4186 9074 chrome



**HANSAVAROX
function unit with trim kit
for HANSADISC single-
lever bath mixer
with vacuum breaker***
4186 3074 chrome



**HANSADISC
single-lever shower mixer,
DN 15 (G 1/2)**
0168 0174 chrome



**HANSAPUREJET
wall bar set 900 mm**
0456 0220 chrome
HANSAPUREJET Duo Silverjet®
shower hose 1750 mm,
chrome optic



**HANSAVAROX
function unit with trim kit
for HANSADISC single-
lever shower mixer***
4187 9074 chrome

Shower

HANSATWIST (NEW)

Washbasin



Product numbers
XXXX XXX5 = loop lever
XXXX XXX3 = Solid lever



HANSATWIST XL
one-hole single-lever basin
mixer, DN 15
0901 2283 chrome
pop-up waste (metal),
connection with flexible
hoses G 3/8
projection: 123 mm



HANSATWIST XL
one-hole single-lever basin
mixer, DN 15
0901 2283 chrome
pop-up waste (metal),
connection with flexible
hoses G 3/8
projection: 123 mm



HANSATWIST
one-hole single-lever basin
mixer, DN 15
0909 2183 chrome
loop lever, pop-up waste
(metal), connection using
copper pipes
projection: 121 mm



HANSATWIST
one-hole single-lever basin
mixer, DN 15
0909 2183 chrome
pop-up waste (metal)
projection: 121 mm



HANSATWIST
one-hole single-lever basin
mixer, DN 15
0909 2283 chrome
loop lever, pop-up waste
(metal), connection with
flexible hoses G 3/8
projection: 121 mm



HANSATWIST
one-hole single-lever basin
mixer, DN 15
0909 2183 chrome
pop-up waste (metal),
connection with flexible
hoses G 3/8
projection: 121 mm



HANSATWIST XL
one-hole single-lever basin
mixer, DN 15
0902 2285 chrome
without pop-up waste,
connection with flexible
hoses G 3/8
projection: 123 mm



HANSATWIST XL
one-hole single-lever basin
mixer, DN 15
0902 2283 chrome
without pop-up waste,
connection with flexible
hoses G 3/8
projection: 123 mm



HANSATWIST
one-hole single-lever basin
mixer, DN 15
0905 2283 chrome
loop lever, without pop-up
waste, connection with flexible
hoses G 3/8
projection: 121 mm



HANSATWIST
one-hole single-lever basin
mixer, DN 15
0905 2283 chrome
without pop-up waste,
connection with flexible
hoses G 3/8
projection: 121 mm



HANSATWIST XL
one-hole single-lever basin
mixer, DN 15
for open hot water heaters
0903 1185 chrome [#]
pop-up waste (metal)
projection: 123 mm



HANSATWIST XL
one-hole single-lever basin
mixer, DN 15
for open hot water heaters
0903 1183 chrome [#]
pop-up waste (metal)
projection: 123 mm



HANSATWIST
one-hole single-lever basin
mixer, DN 15
for open hot water heaters
0913 1185 chrome [#]
loop lever, pop-up waste
(metal)
projection: 121 mm

Bidet



HANSATWIST
one-hole single-lever basin
mixer, DN 15
for open hot water heaters
0913 1183 chrome [#]
pop-up waste (metal)
projection: 121 mm



HANSATWIST
one-hole single-lever
mixer, DN 15
for bidet
0906 3285 chrome
loop lever, pop-up waste
(metal), connection with
flexible hoses G 3/8
projection: 112 mm



HANSATWIST
one-hole single-lever
mixer, DN 15
for bidet
0906 3283 chrome
pop-up waste (metal),
connection with flexible
hoses G 3/8
projection: 112 mm



HANSATWIST
single-lever bath mixer,
DN 15 (G 1/2)
0974 2185 chrome
loop lever
projection: 162 mm



HANSATWIST
single-lever bath mixer,
DN 15 (G 1/2)
0974 2183 chrome
projection: 162 mm



HANSAVIVA-Set
for bath mixers
4417 0110 chrome
HANSAVIVA hand shower,
100 mm, shower hose,
1250 mm



HANSAVAROX
function unit with trim kit
for HANSATWIST
single-lever bath mixer*
4984 9085 chrome
loop lever

Bath/Shower



HANSAVAROX
function unit with trim kit
for HANSATWIST
single-lever bath mixer*
4984 9083 chrome



HANSAVAROX
function unit with trim kit
for HANSATWIST
single-lever bath mixer
with vacuum breaker*
4984 3085 chrome
loop lever




HANSAVAROX
function unit with trim kit
for HANSATWIST
single-lever bath mixer
with vacuum breaker*
4984 3083 chrome




HANSATWIST
trim kit
single-lever bath mixer,
DN 15 G1/2*
4976 7005 chrome
loop lever



HANSATWIST
trim kit
single-lever bath mixer,
DN 15 G1/2*
4976 7003 chrome



HANSATWIST
single-lever shower mixer,
DN 15 (G 1/2)
0967 0185 chrome
loop lever



HANSATWIST
single-lever shower mixer,
DN 15 (G 1/2)
0967 0183 chrome

Shower



HANSAVIVA
wall bar set 900 mm
4415 0130 chrome
HANSAVIVA hand shower,
100 mm shower hose,
1750 mm



HANSAVAROX
function unit with trim kit
for HANSATWIST
single-lever shower mixer*
4985 9085 chrome
loop lever



HANSAVAROX
function unit with trim kit
for HANSATWIST
single-lever shower mixer*
4985 9083 chrome



HANSATWIST
trim kit
single-lever shower mixer,
DN 15 (G 1/2)*
4975 7005 chrome
loop lever



HANSATWIST
trim kit
single-lever shower mixer,
DN 15 (G 1/2)*
4975 7003 chrome





HANSATWIST
trim kit
single-lever shower mixer*
4977 7005 chrome
loop lever



HANSATWIST
trim kit
single-lever shower mixer*
4977 7003 chrome

HANSAVANTIS

Washbasin



HANSAVANTIS STYLE
one-hole single-lever basin
mixer, DN 15
5254 2277 chrome
pin operating lever, pop-up
waste (metal), connection with
flexible hoses G 3/8
projection: 134 mm



HANSAVANTIS STYLE XL
one-hole single-lever basin
mixer, DN 15
5256 2277 chrome
pin operating lever, pop-up
waste (metal), connection with
flexible hoses G 3/8
projection: 110 mm



HANSAVANTIS STYLE
one-hole single-lever basin
mixer, DN 15
5240 2277 chrome
pin operating lever, pop-up
waste (metal), connection with
flexible hoses G 3/8
projection: 102 mm



HANSAVANTIS
one-hole single-lever basin
mixer, DN 15
5240 2273 chrome
pop-up waste (metal),
connection with flexible
hoses G 3/8
projection: 102 mm



HANSAVANTIS STYLE XL
one-hole single-lever basin
mixer, DN 15
5237 2277 chrome
pin operating lever, without
pop-up waste, connection with
flexible hoses G 3/8
projection: 110 mm



HANSAVANTIS STYLE
one-hole single-lever basin
mixer, DN 15
5242 2277 chrome
pin operating lever, without
pop-up waste, connection with
flexible hoses G 3/8
projection: 102 mm



HANSAVANTIS
one-hole single-lever basin
mixer, DN 15
5242 2273 chrome
without pop-up waste,
connection with flexible
hoses G 3/8
projection: 102 mm



HANSAVANTIS STYLE XL
one-hole single-lever basin
mixer, DN 15
for open hot water heaters
5238 1177 chrome [#]
pin operating lever, pop-up
waste (metal), connection using
copper pipes
projection: 110 mm



HANSAVANTIS STYLE
one-hole single-lever basin
mixer, DN 15
for open hot water heaters
5246 1177 chrome [#]
pin operating lever, pop-up
waste (metal), connection
using copper pipes
projection: 102 mm



HANSAVANTIS
one-hole single-lever basin
mixer, DN 15
for open hot water heaters
5246 1173 chrome [#]
pop-up waste (metal),
connection using copper pipes
projection: 102 mm



HANSAVANTIS STYLE
one-hole single-lever basin
mixer, DN 15
with raised socket
5247 2207 chrome
pin operating lever, connection
with flexible hoses G 3/8
projection: 216 mm



HANSAVANTIS
one-hole single-lever basin
mixer, DN 15
with raised socket
5247 2203 chrome
connection with flexible
hoses G 3/8
projection: 216 mm



HANSAVANTIS STYLE
one-hole single-lever bidet
mixer, DN 15
5243 3277 chrome
pin operating lever, pop-up
waste (metal), connection with
flexible hoses G 3/8
projection: 107 mm

Bidet



HANSAVANTIS
one-hole single-lever
bidet mixer, DN 15
5243 3273 chrome
pop-up waste (metal),
connection with flexible
hoses G 3/8
projection: 107 mm



HANSAVANTIS STYLE
single-lever bath mixer,
DN 15 (G 1/2)
for wall-mounting
5244 2177 chrome
pin operating lever
projection: 159 mm



HANSAVANTIS
single-lever bath mixer,
DN 15 (G 1/2)
for wall-mounting
5244 2173 chrome
projection: 159 mm



HANSAVANTIS STYLE
single-lever bath mixer,
DN 15 (G 1/2)
SUR GORGE
5239 2277 chrome
pin operating lever,
for rim-mounting
projection: 164 mm



HANSAVANTIS STYLE
single-lever bath mixer,
DN 15 (G 1/2)
5239 2277 0038 chrome
projection: 164 mm



HANSAVIVA-Set
for bath mixers
4417 0110 chrome
HANSAVIVA hand shower,
100 mm, shower hose,
1250 mm



HANSAVAROX
function unit with trim kit
for **HANSAVANTIS STYLE**
single-lever bath mixer*
4260 9077 chrome
pin operating lever



HANSAVAROX
function unit with trim kit
for **HANSAVANTIS**
single-lever bath mixer*
4260 9073 chrome



HANSAVAROX
function unit with trim kit
for **HANSAVANTIS STYLE**
single-lever bath mixer
with vacuum breaker*
4260 3077 chrome
pin operating lever



HANSAVANTIS STYLE
trim kit
single-lever bath mixer,
DN 15 G1/2*
5260 0177 chrome
pin operating lever



HANSAVANTIS
trim kit
single-lever bath mixer,
DN 15 G1/2*
5260 0173 chrome



HANSAVANTIS STYLE
single-lever shower mixer,
DN 15 (G 1/2)
for wall-mounting
5245 0177 chrome
pin operating lever




HANSAVANTIS
single-lever shower mixer,
DN 15 (G 1/2)
for wall-mounting
5245 0173 chrome



HANSAVIVA
wall bar set 900 mm
4415 0130 chrome
HANSAVIVA hand shower,
100 mm shower hose,
1750 mm



HANSAVAROX
function unit with
trim kit for
HANSAVANTIS STYLE
single-lever shower mixer*
4261 9077 chrome
pin operating lever



HANSAVAROX
function unit with trim kit
for **HANSAVANTIS**
single-lever shower mixer*
4261 9073 chrome



HANSAVANTIS STYLE
trim kit
single-lever shower mixer,
DN 15 (G 1/2)*
5261 0177 chrome
pin operating lever



HANSAVANTIS
trim kit
single-lever shower mixer,
DN 15 (G 1/2)*
5261 0173 chrome



HANSAVANTIS STYLE
trim kit
single-lever shower mixer*
5064 9077 chrome
pin operating lever

HANSAPINTO

Washbasin



HANSAPINTO XL
one-hole single-lever basin
mixer, DN 15
4501 2203 chrome
pop-up waste (metal),
connection with flexible
hoses G 3/8
projection: 102 mm

HANSAPINTO
one-hole single-lever basin
mixer, DN 15
4504 2203 chrome
pop-up waste (metal),
connection with flexible
hoses G 3/8
projection: 99 mm

HANSAPINTO XL
one-hole single-lever basin
mixer, DN 15
4502 2203 chrome
without pop-up waste,
connection with flexible
hoses G 3/8
projection: 102 mm

HANSAPINTO
one-hole single-lever basin
mixer, DN 15
4506 2203 chrome
without pop-up waste,
connection with flexible
hoses G 3/8
projection: 99 mm

HANSAPINTO XL
one-hole single-lever basin
mixer, DN 15
4503 1103 chrome [#]
for open hot water heaters,
pop-up waste (metal),
connection using copper pipes
projection: 102 mm

HANSAPINTO
one-hole single-lever basin
mixer, DN 15
4534 1103 chrome [#]
for open hot water heaters,
pop-up waste (metal),
connection using copper pipes
projection: 99 mm

Bidet



HANSAPINTO
one-hole single-lever
mixer, DN 15
for bidet
4507 3203 chrome
pop-up waste (metal),
connection with flexible
hoses G 3/8
projection: 105 mm

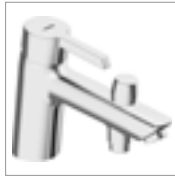
Bath/Shower



HANSAPINTO
single-lever bath mixer,
DN 15 (G 1/2)
for wall-mounting
4511 2103 chrome
projection: 159 mm



HANSAVIVA-Set
for bath mixers
4417 0110 chrome
HANSAVIVA hand shower,
100 mm, shower hose,
1250 mm



HANSAPINTO
single-lever bath mixer,
DN 15 (G 1/2)
SUR GORGE
4537 2203 chrome
projection: 164 mm



HANSAVAROX
function unit with trim kit
for HANSAPINTO
single-lever bath mixer*
4526 9103 chrome



HANSAPINTO
trim kit
single-lever bath mixer,
DN 15 G1/2*
4516 7103 chrome

Shower



HANSAPINTO
single-lever shower mixer,
DN 15 (G 1/2)
4512 0103 chrome



HANSA
swivel spout
0494 2100 chrome
projection: 355 mm



HANSAVIVA
wall bar set 900 mm
4415 0130 chrome
HANSAVIVA hand shower,
100 mm shower hose,
1750 mm



HANSAVAROX
function unit with trim kit
for HANSAPINTO
single-lever shower mixer*
4527 9103 chrome



HANSAPINTO
trim kit
single-lever shower mixer,
DN 15 (G 1/2)*
4517 7103 chrome
for installation unit 5000 0100



HANSAPINTO
trim kit for single-lever
shower mixer*
5066 9003 chrome

HANSAPRIMO

Washbasin



HANSAPRIMO XL
one-hole single-lever basin
mixer, DN 15
4956 2203 chrome
pop-up waste (metal),
connection with flexible
hoses G 3/8
projection: 110 mm

HANSAPRIMO
one-hole single-lever basin
mixer, DN 15
4940 2203 chrome
pop-up waste (metal),
connection with flexible
hoses G 3/8
projection: 107 mm

HANSAPRIMO XL
one-hole single-lever basin
mixer, DN 15
4937 2203 chrome
without pop-up waste,
connection with flexible
hoses G 3/8
projection: 111 mm

HANSAPRIMO
one-hole single-lever basin
mixer, DN 15
4942 2203 chrome
without pop-up waste,
connection with flexible
hoses G 3/8
projection: 107 mm

HANSAPRIMO XL
one-hole single-lever basin
mixer, DN 15
4938 1103 chrome [#]
for open hot water heaters,
pop-up waste (metal),
connection with flexible
hoses G 3/8
projection: 111 mm

HANSAPRIMO
one-hole single-lever basin
mixer, DN 15
4957 1103 chrome [#]
for open hot water heaters,
pop-up waste (metal),
connection using copper pipes
projection: 107 mm

Bidet



HANSAPRIMO
one-hole single-lever
mixer, DN 15
for bidet
4943 3203 chrome
pop-up waste (metal),
connection with flexible
hoses G 3/8
projection: 107 mm

Bath/Shower



HANSAPRIMO
single-lever bath mixer,
DN 15 (G 1/2)
4944 2103 chrome
projection: 155 mm



HANSAPRIMO
single-lever bath mixer,
DN 15 (G 1/2)
4944 2103 00003 chrome
with shower set
projection: 155 mm



HANSAPRIMO
single-lever bath mixer,
DN 20 (G 3/4)
for wall-mounting
4944 2003 chrome
without eccentric connections



HANSAVIVA-Set
for bath mixers
4417 0110 chrome
HANSAVIVA hand shower,
100 mm, shower hose,
1250 mm



HANSAPRIMO
one-hole single-lever
mixer, DN 15
for rim-mounting
4951 2203 chrome
connection with flexible hoses
G 1/2, length 600 mm
projection: 164 mm



HANSAVAROX
function unit with trim kit
for HANSAPRIMO
single-lever bath mixer*
4990 9003 chrome

Shower



HANSAVAROX
function unit with trim kit
for HANSAPRIMO
single-lever bath mixer
with vacuum breaker*
4990 3003 chrome



HANSAPRIMO
trim kit
single-lever bath mixer,
DN 15 (G 1/2)*
4997 7003 chrome



HANSAPRIMO
single-lever shower mixer,
DN 15 (G 1/2)
4945 0103 chrome



HANSA
swivel spout
0494 2100 chrome
projection: 355 mm



HANSAVIVA
wall bar set 900 mm
4415 0110 chrome
HANSAVIVA hand shower,
100 mm shower hose,
1750 mm




HANSAVAROX
function unit with trim kit
for HANSAPRIMO
single-lever shower mixer*
4991 9003 chrome



HANSAPRIMO
trim kit
single-lever shower mixer,
DN 15 (G 1/2)*
4998 7003 chrome

Installation package



HANSAPRIMO
trim kit
single-lever shower mixer
4999 7003 chrome



HANSAPRIMO
shower set
thermostat
4643 0101 0046 chrome



HANSAPRIMO
shower set
thermostat
4643 0001 0046 chrome



HANSAPRIMO
shower set
thermostat
4647 0101 0046 chrome

HANSAPOLO



Washbasin



HANSAPOLO
one-hole single-lever basin
mixer, DN 15
5140 2373 chrome
pop-up waste (metal),
connection with flexible
hoses G 3/8
projection: 90 mm



HANSAPOLO
one-hole single-lever basin
mixer, DN 15
5140 2273 chrome
pop-up waste (metal),
connection with flexible
hoses G 3/8
projection: 90 mm



HANSAPOLO
one-hole single-lever basin
mixer, DN 15
5141 2273 chrome
without pop-up waste,
connection with flexible
hoses G 3/8
projection: 90 mm



HANSAPOLO
one-hole single-lever basin
mixer, DN 15
5142 2273 chrome
without pop-up waste,
connection with flexible
hoses G 3/8
projection: 90 mm



HANSAPOLO
one-hole single-lever basin
mixer, DN 15
5153 1173 chrome #
for open hot water heaters,
pop-up waste (metal),
connection using copper pipes
projection: 90 mm

Bidet



HANSAPOLO
one-hole single-lever
mixer, DN 15
for bidet
5143 3273 chrome
Pop-up waste (metal),
connection with flexible
hoses G 3/8
Projection: 106 mm



HANSAPOLO
single-lever bath mixer,
DN 15 (G 1/2)
5144 2173 chrome
Projection: 158 mm



HANSABASICJET-Set
for bath mixers
4468 0110 chrome
with HANSABASICJET 1
Hand shower, Shower hose,
1250 mm



HANSAPOLO
single-lever bath mixer,
DN 15 (G 1/2)
5239 2273 chrome
Projection: 164 mm



HANSAPOLO
single-lever bath mixer,
DN 15 (G 1/2)
5239 2273 0038 chrome
Projection: 164 mm




HANSAVAROX
function unit with trim kit
for HANSAPOLO single-
lever bath mixer*
4060 9073 chrome



HANSAPOLO
trim kit
single-lever bath mixer,
DN 15 G1/2*
5060 7173 chrome
for installation unit 5000 0100



HANSAPOLO
single-lever shower mixer,
DN 15 (G 1/2)
5145 0173 chrome



HANSABASICJET
wall bar set 900 mm
4467 0130 chrome
with HANSABASICJET 3
hand shower shower hose,
1750 mm



HANSAVAROX
function unit with trim kit
for HANSAPOLO single-
lever shower mixer*
4061 9073 chrome



HANSAPOLO
trim kit
single-lever shower mixer,
DN 15 (G 1/2)*
5061 7173 chrome



HANSAPOLO
trim kit for single-lever
shower mixer*
5062 9073 chrome

Installation package



HANSAPOLO
bathset
4641 0200 0046 chrome



HANSAPOLO
bathset
4646 0200 0046 chrome

HANSAPICO



Washbasin




HANSAPICO
one-hole single-lever basin
mixer, DN 15
4604 2203 chrome
pop-up waste (metal),
connection with flexible
hoses G 3/8
projection: 102 mm



HANSAPICO
one-hole single-lever basin
mixer, DN 15
4606 2203 chrome
without pop-up waste,
connection with flexible
hoses G 3/8
projection: 102 mm



HANSAPICO
one-hole single-lever basin
mixer, DN 15
4634 1103 chrome-[#]
for open hot water heaters,
pop-up waste (metal),
connection using copper pipes
projection: 102 mm



HANSAPICO
one-hole single-lever basin
mixer, DN 15
4605 2203 chrome
without pop-up waste,
weighted chain, connection
with flexible hoses G 3/8
projection: 102 mm



HANSAPICO
one-hole single-lever
mixer, DN 15
for bidet
4607 3203 chrome
pop-up waste (metal),
connection with flexible
hoses G 3/8
projection: 102 mm

Bath/Shower



HANSAPICO
single-lever bath mixer,
DN 15 (G 1/2)
for wall-mounting
4611 2103 chrome
projection: 155 mm



HANSABASICJET Set
for bath mixers
4468 0110 chrome
with HANSABASICJET 1
hand shower, shower hose,
1250 mm



HANSAPICO
single-lever bath mixer,
DN 15 (G 1/2)
4637 2203 chrome
for rim-mounting
projection: 164 mm



HANSAVAROX
function unit with trim kit
HANSAPICO
single-lever bath mixer*
4626 9103 chrome



HANSAPICO
trim kit
single-lever bath mixer,
DN 15 G1/2*
4616 7103 chrome


Shower



HANSAPICO
single-lever shower mixer,
DN 15 (G 1/2)
4612 0103 chrome
H+C symbol



HANSA
swivel spout
0494 2100 chrome
projection: 355 mm




HANSABASICJET
wall bar set 900 mm
4467 0130 chrome
with HANSABASICJET 3
hand shower shower hose,
1750 mm



HANSAVAROX
function unit with trim kit
HANSAPICO
single-lever shower mixer*
4627 9103 chrome



HANSAPICO
trim kit
single-lever shower mixer,
DN 15 (G 1/2)*
4617 7103 chrome




HANSAPICO
trim kit for single-lever
shower mixer*
5070 9003 chrome

Installation package



HANSAPICO
shower set
4640 0000 0046 chrome
shower set
4644 0000 0046 chrome



HANSAPICO
bathset
4640 0200 0046 chrome
bathset
4645 0200 0046 chrome

Exposed Thermostats



HANSACUBE



HANSACUBE
thermostatic bath mixer,
DN 15 (G1/2)
5835 2101 chrome
projection: 146 mm



HANSACUBE
thermostatic shower mixer,
DN 15 (G 1/2)
5833 0101 chrome



HANSACUBE
thermostatic shower mixer,
DN 15 (G 1/2)
5834 9103 chrome
for direct connection with the
HANSAJET shower system
5167 0200



HANSAJET
shower system
water-bearing shower rail
5167 0200 chrome
for the direct connection to
exposed fittings

HANSATWISTER



HANSATWISTER
thermostatic bath mixer,
DN 15 (G1/2)
5812 2101 chrome
projection: 137 mm



HANSATWISTER
thermostatic shower mixer,
DN 15 (G 1/2)
5811 0101 chrome

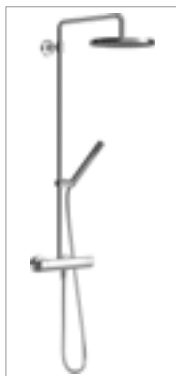
HANSATEMPRA STYLE



HANSATEMPRA STYLE
thermostatic bath mixer,
DN 15 (G1/2)
5844 2101 chrome
projection: 159 mm



HANSATEMPRA STYLE
thermostatic shower mixer,
DN 15 (G 1/2)
5841 0101 chrome



HANSATEMPRA STYLE
thermostatic shower mixer,
DN 15 (G 1/2)
5842 9103 chrome
with shower system directly
connected

HANSATEMPRA



HANSATEMPRA
thermostatic shower mixer,
DN 15 (G 1/2)
0841 0102 chrome



HANSATEMPRA
thermostatic shower mixer,
DN 15 (G 1/2)
0841 0202 chrome
eccentric connections with
shut-off valve

HANSAPRISMA



HANSAPRISMA
thermostatic bath mixer,
DN 15 (G1/2)
0847 2101 chrome
projection: 164 mm



HANSAPRISMA
thermostatic shower mixer,
DN 15 (G 1/2)
0842 0101 chrome

HANSAPRISMA (NEW)



**HANSAPRISMA
Renovation set**
0842 0191 chrome
with HANSABASICJET 2



**HANSAPRISMA
thermostatic bath mixer,
DN 15 (G 1/2)**
5810 2101 chrome
projection: 182 mm



**HANSAPRISMA
thermostatic bath mixer,
DN 15 (G 1/2)**
5810 2001 chrome
without eccentric connections
projection: 157 mm




**HANSAPRISMA
thermostatic shower mixer,
DN 15 (G 1/2)**
5808 0101 chrome



**HANSAPRISMA
thermostatic shower mixer,
DN 15 (G 1/2)**
5808 0001 chrome
without eccentric connections



**HANSAPRISMA
thermostatic shower mixer,
DN 15 (G 1/2)**
5809 9103 chrome
with shower system directly
connected HANSAVIVA
headshower Ø 202 mm



**HANSAPRISMA
thermostatic shower mixer,
DN 15 (G 1/2)**
5809 9113 chrome
with shower system directly
connected shower head square
250 x 250 mm



**HANSAPRISMA
shower renovation set**
4808 0131 chrome
with HANSAVIVA wall bar set
900 mm (4415 0130)



**HANSAPRISMA
shower renovation set**
4808 0121 chrome
with HANSAVIVA wall bar set
600 mm (4416 0110)



**HANSAPRISMA
bath renovation set**
4810 2131 chrome
with HANSAVIVA wall bar set
900 mm (4415 0130)



**HANSAPRISMA
Renovation set
bath renovation set**
4810 2121 chrome
with HANSAVIVA wall bar set
600 mm (4416 0110)



**HANSAPRISMA
shower renovation set**
4808 0021 chrome
with HANSAVIVA wall bar set
600 mm (4416 0110), without
eccentric connections

HANSAMICRA



**HANSAMICRA
thermostatic bath mixer,
DN 15 (G 1/2)**
5816 2101 chrome
projection: 159 mm



**HANSAMICRA
thermostatic bath mixer,
DN 15 (G 1/2)**
5816 2001 chrome
projection: 159 mm



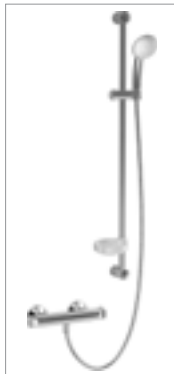
**HANSAMICRA
thermostatic shower mixer,
DN 15 (G 1/2)**
5815 0101 chrome



**HANSAMICRA
thermostatic shower mixer,
DN 15 (G 1/2)**
5815 0001 chrome
projection: 104 mm



**HANSAMICRA
thermostatic shower mixer,
DN 15 (G 1/2)**
5817 0001 chrome



**HANSAMICRA
shower renovation set**
4815 0191 chrome
HANSABASICJET wall bar,
900 mm with
HANSABASICJET 2



**HANSAMICRA
bath renovation set**
4816 2191 chrome
HANSABASICJET wall bar,
900 mm with
HANSABASICJET 2

HANSAUNITA



**HANSAUNITA
thermostatic shower mixer,
DN 15 (G 1/2)**
5813 0101 chrome



**HANSAUNITA
thermostatic shower mixer,
DN 15 (G 1/2)**
5813 0301 chrome
centre distance: 120 mm



HANSAUNITA
thermostatic shower mixer,
DN 15 (G 1/2)
5813 0001 chrome
without eccentric connections



HANSAUNITA
thermostatic shower mixer,
DN 15 (G 1/2)
5814 9103 chrome
with shower system directly
connected



HANSAUNITA
shower renovation set
4813 0131 chrome
with HANSAVIVA wall bar set
900 mm (4415 0130)




HANSAUNITA
shower renovation set
4813 0121 chrome
with HANSAVIVA wall bar set
600 mm (4416 0110)



HANSAUNITA
shower renovation set
4813 0021 chrome
with HANSAVIVA wall bar set
600 mm (4416 0110), without
eccentric connections

HANSAMINIMAT Safety thermostat pre-mixing unit



HANSAMINIMAT
safety thermostatic mixer
for angle valve mounting
for basin pillar valves or
mixers
6341 0000 chrome




HANSAMINIMAT
safety thermostatic mixer
for angle valve mounting
for basin pillar valves or
mixers
6341 0100 chrome

HANSA Shower Systems



HANSASMARTSHOWER



HANSASMARTSHOWER
multi-functional wellness
shower system, DN 15
5860 0100 glass, mirrored
for connection with all exposed
wall-mounted or all concealed
mixers



HANSASMARTSHOWER
multi-functional wellness
shower system, DN 15
5861 0900 glass, mirrored
with HANSACUBE thermostat



HANSASMARTSHOWER
multi-functional wellness
shower system, DN 15
5858 0100 glass, granite grey
for connection with all exposed
wall-mounted or all concealed
mixers

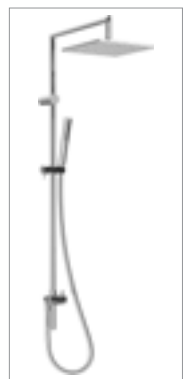


HANSASMARTSHOWER
multi-functional wellness
shower system, DN 15
5859 0900 glass, granite grey
with HANSACUBE thermostat

HANSA[LIVING



HANSA[LIVING
shower system
water-bearing shower rail
5267 0203 chrome
for the direct connection to
exposed fittings



HANSA[LIVING
shower system
water-bearing shower rail
5267 0213 chrome
for the direct connection to
exposed fittings

HANSADESIGNO



HANSADESIGNO
shower system
water-bearing shower rail
5184 0100 chrome
for connection with all
exposed wall-mounted or all
concealed mixers

HANSAJET



HANSAJET
shower system
water-bearing shower rail
5164 0200 chrome
for connection with all
exposed wall-mounted or all
concealed mixers



HANSAJET
shower system
water-bearing shower rail
5166 0200 chrome
for the direct connection to the
wall connection elbow



HANSAJET
shower system
water-bearing shower rail
5167 0200 chrome
for the direct connection to
exposed fittings



HANSACUBE
thermostatic shower mixer,
DN 15 (G 1/2)
5834 9103 chrome
for direct connection with the
HANSAJET shower system
5167 0200



HANSALOFT
single-lever shower mixer,
DN 15 (G 1/2)
5771 9173 chrome
for direct connection with the
shower system
5267 0203, 5267 0213,
5167 0200

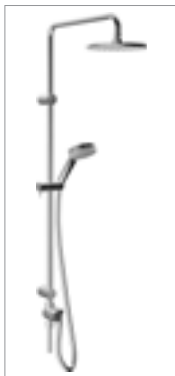


HANSADESIGNO
single-lever shower mixer,
DN 15 (G 1/2)
5186 9173 chrome
for direct connection with the
shower system
5267 0203, 5267 0213,
5167 0200



HANSALIGNA
single-lever shower mixer,
DN 15 (G 1/2)
for wall-mounting
0667 9103 chrome
for direct connection with the
HANSAJET shower system
5167 0200

HANSAVIVA

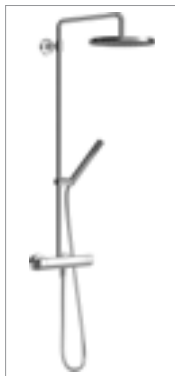


HANSAVIVA
shower system
water-bearing shower rail
4418 0200 chrome
for connection with all
exposed wall-mounted or all
concealed mixers



HANSAVIVA
shower system
water-bearing shower rail
4419 0200 chrome
for the direct connection to the
wall connection elbow

HANSATEMPRA STYLE




HANSATEMPRA STYLE
thermostatic shower mixer,
DN 15 (G 1/2)
5842 9103 chrome
with shower system directly
connected

HANSAPRISMA (NEW)



HANSAPRISMA
thermostatic shower mixer,
DN 15 (G 1/2)
5809 9103 chrome
with shower system directly
connected HANSAVIVA
headshower Ø 202 mm



HANSAPRISMA
thermostatic shower mixer,
DN 15 (G 1/2)
5809 9113 chrome
with shower system directly
connected shower head square
250 x 250 mm

HANSAUNITA



HANSAUNITA
thermostatic shower mixer,
DN 15 (G 1/2)
5814 9103 chrome
with shower system directly
connected



HANSAUNITA
thermostatic shower mixer,
DN 15 (G 1/2)
5813 9001 chrome
without eccentric connections

Hand shower




HANSACLEAR Tri
hand shower, DN 15
0433 0300 chrome,
transparent



HANSACLEAR Duo
hand shower, DN 15
0432 0300 chrome,
transparent



HANSACLEAR Mono
hand shower, DN 15
0431 0300 chrome,
transparent



Overhead shower



HANSACLEAR
overhead shower
5196 0300 chrome,
transparent
3 heads, acrylic-transparent,
Ø 280 mm
projection: 400 mm



HANSACLEAR
overhead shower
5197 0300 chrome,
transparent
3 heads, acrylic-transparent,
Ø 280 mm

Wall bar set



HANSACLEAR
wall bar 900 mm
0455 0300 78 chrome,
transparent



HANSACLEAR
wall bar set 900 mm
0456 0330 78 chrome,
transparent
HANSACLEAR Tri Silverjet®
shower hose 1750 mm,
chrome optic




HANSACLEAR
wall bar set 900 mm
0456 0320 78 chrome,
transparent
HANSACLEAR Duo Silverjet®
shower hose 1750 mm,
chrome optic

Shower set




HANSACLEAR-Set
for bath mixers
0401 0320 chrome,
transparent
HANSACLEAR Duo, Silverjet®
shower hose 1250 mm,
chrome optic

Wall connection elbow



HANSACLEAR
wall connection elbow,
DN 15
0442 0200 chrome

Shower holder



HANSACLEAR
wall-mounted shower
bracket
0444 0200 chrome

Accessories



HANSACLEAR
wall bar corner mounting
set
0453 0200 chrome

HANSAPUREJET Hand shower



HANSAPUREJET Duo
hand shower, DN 15
0432 0200 chrome



HANSAPUREJET Mono
hand shower, DN 15
0431 0200 chrome

Wall bar set



HANSAPUREJET
wall bar set 900 mm
0456 0220 chrome
HANSAPUREJET Duo Silverjet®
shower hose 1750 mm,
chrome optic



HANSAPUREJET
wall bar set 900 mm
0456 0210 chrome
HANSAPUREJET Mono-
Silverjet® shower hose
1750 mm, chrome optic

Shower set



HANSAPUREJET Set
for bath mixers
0401 0210 chrome
HANSAPUREJET Mono,
Silverjet® shower hose
1250 mm, chrome optic

Wall Bar




HANSAPUREJET
wall bar 900 mm
0455 0200 chrome



HANSAPUREJET
wall bar 600 mm
0438 0200 chrome

HANSAVIVA Hand shower



**HANSAVIVA
hand shower, 1-spray**
4431 0100 chrome
Ø 100 mm



**HANSAVIVA
hand shower, 3-spray**
4433 0100 chrome
Ø 100 mm



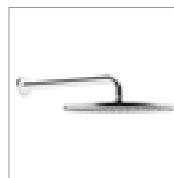
**HANSAVIVA
hand shower, 3-spray**
4434 0100 chrome
Ø 130 mm

HANSAVIVA FLEX



**HANSAVIVA FLEX
hand shower, 1-spray**
4428 0100 chrome
Ø 100 mm

Overhead shower



**HANSAVIVA
overhead shower, DN 15**
4426 0300 chrome
shower head, solid brass
Ø 300 mm
projection: 350 mm




**HANSAVIVA
overhead shower, DN 15**
4426 0100 chrome
shower head, solid brass
Ø 202 mm
projection: 350 mm



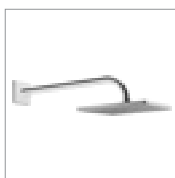
**HANSAVIVA
overhead shower, DN 15**
4427 0300 chrome
shower head, solid brass
Ø 300 mm



**HANSAVIVA
overhead shower, DN 15**
4427 0100 chrome
shower head, solid brass
Ø 202 mm



**HANSAVIVA
overhead shower, DN 15**
0418 0340 chrome
shower head square
250 x 250 mm
projection: 400 mm



**HANSAVIVA
overhead shower, DN 15**
0418 0240 chrome
shower head square
200 x 200 mm
projection: 400 mm



**HANSAVIVA
overhead shower, DN 15**
0419 0340 chrome
shower head square
250 x 250 mm



**HANSAVIVA
overhead shower, DN 15**
0419 0240 chrome
shower head square
200 x 200 mm



**HANSAVIVA
overhead shower, DN 15**
4426 0340 chrome
shower head square
250 x 250 mm
projection: 350 mm



**HANSAVIVA
overhead shower, DN 15**
4426 0240 chrome
shower head square
200 x 200 mm
projection: 350 mm

Wall bar set



**HANSAVIVA
overhead shower, DN 15**
4427 0340 chrome
shower head square
250 x 250 mm



**HANSAVIVA
overhead shower, DN 15**
4427 0240 chrome
shower head square
200 x 200 mm



**HANSAVIVA
wall bar set 900 mm**
4415 0110 chrome
HANSAVIVA hand shower,
100 mm shower hose,
1750 mm




**HANSAVIVA
wall bar set 900 mm**
4415 0130 chrome
HANSAVIVA hand shower,
100 mm shower hose,
1750 mm



**HANSAVIVA
wall bar set 600 mm**
4416 0110 chrome
HANSAVIVA hand shower,
100 mm shower hose,
1750 mm

Shower set




**HANSAVIVA-Set
for bath mixers**
4417 0110 chrome
HANSAVIVA hand shower,
100 mm, shower hose,
1250 mm
4417 0210 chrome
shower hose, 1750 mm

Shower hose



**HANSAVIVA
shower hose**
4412 0400 chrome,
length 1250 mm
4412 0300 chrome,
length 1750 mm
4412 0200 chrome,
length 2000 mm

Wall Bar



**HANSAVIVA
wall bar 900 mm**
4413 0100 chrome



**HANSAVIVA
wall bar 600 mm**
4414 0100 chrome


Accessories



**HANSAVIVA
corner mounting set**
4423 0100 chrome



**HANSAVIVA
wall-mounted shower
bracket**
4424 0100 chrome



**HANSAVIVA
wall connection elbow,
DN 15**
4425 0100 chrome

HANSAVIVA



HANSAVIVA
shower system
water-bearing shower rail
4418 0200 chrome
for connection with all
exposed wall-mounted or all
concealed mixers



HANSAVIVA
shower system
water-bearing shower rail
4419 0200 chrome
for the direct connection to the
wall connection elbow

HANSAMEDIJET Hand shower



HANSAMEDIJET
hand shower low on
aerosol, DN 15
0416 0170 chrome
Ø 100 mm



HANSAMEDIJET FLEX
hand shower low on
aerosol, DN 15
4428 0170 chrome
Ø 100 mm

Overhead shower



HANSAMEDIJET
head shower low on
aerosol
4429 0170 chrome
Ø 100 mm



HANSAJET
shower arm, DN 15
0411 0200 chrome
projection: 200 mm




HANSAJET
shower arm, DN 15
5199 0200 chrome
projection: 165 mm
5199 0100 chrome
projection: 178 mm

Wall bar set



HANSAMEDIJET
wall bar set 900 mm
0400 0170 chrome

Shower hose



HANSAMEDIJET
shower hose
0412 0473 chrome, mesh
optic, length 1250 mm
0412 0573 chrome, mesh
optic, length 1600 mm
0412 0373 chrome, mesh
optic, length 1750 mm
0412 0273 chrome, mesh
optic, length 2000 mm

Wall Bar



HANSAJET
solid-metal wall bar
wall bar 900 mm
0448 0100 chrome

HANSABASICJET Hand shower



HANSABASICJET 3
hand shower, DN 15
4463 0100 chrome



HANSABASICJET 2
hand shower, DN 15
4462 0100 chrome



HANSABASICJET 1
hand shower, DN 15
4461 0100 chrome

Overhead shower



HANSABASICJET 3
overhead shower, DN 15
4466 0100 chrome




HANSABASICJET 2
overhead shower, DN 15
4465 0100 chrome




HANSABASICJET 1
overhead shower, DN 15
4464 0100 chrome

Shower arm




HANSAJET shower arm, DN 15
0411 0200 chrome
projection: 200 mm




HANSAJET shower arm, DN 15
5199 0200 chrome
projection: 165 mm
5199 0100 chrome
projection: 178 mm

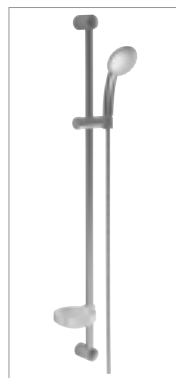
Wall bar set



HANSABASICJET wall bar set 900 mm
4467 0130 chrome
with HANSABASICJET 3
hand shower shower hose,
1750 mm



HANSABASICJET wall bar set 900 mm
4467 0120 chrome
with HANSABASICJET 2
hand shower shower hose,
1750 mm



HANSABASICJET wall bar set 900 mm
4467 0110 chrome
with HANSABASICJET 1
hand shower shower hose,
1750 mm



HANSABASICJET wall bar set 600 mm
4478 0130 chrome
with HANSABASICJET 3
hand shower shower hose,
1750 mm



HANSABASICJET wall bar set 600 mm
4478 0120 chrome
with HANSABASICJET 2
hand shower shower hose,
1750 mm



HANSABASICJET wall bar set 600 mm
4478 0110 chrome
with HANSABASICJET 1
hand shower shower hose,
1750 mm



HANSABASICJET wall bar set 600 mm
4478 0230 chrome
HANSABASICJET 3 hand
shower shower hose,
1750 mm



HANSABASICJET wall bar set 600 mm
4478 0220 chrome
HANSABASICJET 2 hand
shower shower hose,
1750 mm



HANSABASICJET wall bar set 600 mm
4478 0210 chrome
with HANSABASICJET 1
hand shower shower hose,
1750 mm

Shower set



HANSABASICJET Set for bath mixers
4468 0280 chrome
HANSABASICJET 3 hand
shower, shower hose,
1250 mm



HANSABASICJET Set for bath mixers
4468 0120 chrome
with HANSABASICJET 2
hand shower, shower hose,
1250 mm



HANSABASICJET Set for bath mixers
4468 0110 chrome
with HANSABASICJET 1
hand shower, shower hose,
1250 mm
4468 0110 0063 chrome
with HANSABASICJET 1
hand shower, shower hose,
1750 mm

Shower hose



HANSABASICJET Set
4468 0100 chrome
shower hose, 1600 mm
4468 0200 chrome
shower hose, 1250 mm

Wall Bar



HANSABASICJET wall bar 900 mm
4470 0200 chrome
shower hose, 1750 mm




HANSABASICJET wall bar 600 mm
4471 0200 chrome
shower hose, 1750 mm

Shower range series independent



Hand shower (series independent)



HANSADESIGNO
hand shower, DN 15
5117 0200 chrome




HANSATRIJET-S
hand shower, DN 15
0433 0100 chrome
0433 0100 82 white



HANSADUOJET S
hand shower, DN 15
0432 0100 chrome



HANSAMONOJET
hand shower, DN 15
0431 0100 chrome




HANSAMEDIJET (NEW)
hand shower low on
aerosol, DN 15
0416 0170 chrome
Ø 100 mm



HANSAMEDIJET FLEX
hand shower low on
aerosol, DN 15
4428 0170 chrome
Ø 100 mm



HANSAFITAIR
water saving hand shower,
DN 15
0417 0100 chrome



HANSASTILO
hand shower
5439 0100 chrome

Shower set



HANSAJET set
for bath mixers
0401 0430 chrome



HANSA
hygiene shower set, DN 15
0197 0200 chrome



HANSAMATRIX
shower set*
4443 0100 chrome

Wall bar set



HANSAMATRIX
wall bar set 1100 mm*
4442 0100 chrome



HANSA
wall bar set 1100 mm
4441 0190 chrome
HANSADESIGNO hand
shower Silverjet® shower hose
1600 mm, chrome optic



HANSAJET
wall bar set 900 mm
0458 0140 chrome
HANSATRIJET-S hand shower
HANSAJET shower hose,
1600 mm



HANSAPREMIO
wall bar corner
mounting set
0452 0100 chrome



HANSAMEDIJET
wall bar set 900 mm
0400 0190 chrome




HANSAMEDIJET
wall bar set 900 mm
0400 0170 chrome

Shower holder



HANSA
wall-mounted shower
bracket
4444 0100 chrome



HANSA
wall-mounted shower
bracket
4444 0173 chrome

Shower hose



HANSAJET
wall connection elbow,
DN 15
0446 0100 chrome



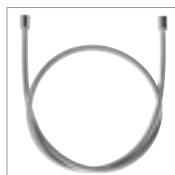
HANSAJET
wall-mounted shower
bracket
0443 0100 chrome
0443 0100 82 white




HANSAJET
shower bracket
0415 0100 chrome



Silverjet® shower hose
5412 0400 chrome,
length 1250 mm
5412 0500 chrome,
length 1600 mm
5412 0300 chrome,
length 1750 mm
5412 0200 chrome,
length 2000 mm



HANSAJET
shower hose
0412 0400 chrome
0412 0400 82 white
length 1250 mm
0412 0500 chrome,
fabric look
Length 1600 mm
0412 0200 chrome,
fabric look
Length 2000 mm



HANSAMEDIJET
shower hose
0412 0473 chrome,
mesh optic, length 1250 mm
0412 0573 chrome,
mesh optic, length 1600 mm
0412 0373 chrome,
mesh optic, length 1750 mm
0412 0273 chrome,
mesh optic, length 2000 mm

Wall Bar



HANSA
solid-metal wall bar
wall bar 1100 mm
4441 0100 chrome



HANSA
solid-metal wall bar
wall bar 600 mm
4440 0100 chrome



HANSAPREMIO
wall bar 900 mm
0457 0100 chrome



HANSAJET
solid-metal wall bar
wall bar 900 mm
0448 0100 chrome

Head and body spray (series independent)



HANSARAIN
overhead shower, DN 15
0418 0300 chrome
shower head, solid brass
Ø 220 mm
projection: 400 mm



HANSARAIN
overhead shower, DN 15
0418 0100 chrome
shower head, solid brass
Ø 220 mm
projection: 400 mm



HANSARAIN
overhead shower, DN 15
0419 0300 chrome
shower head, solid brass
Ø 220 mm



HANSARAIN
overhead shower, DN 15
0419 0100 chrome
shower head, solid brass
Ø 220 mm



HANSATRIJET-S
overhead shower, DN 15
0435 0100 chrome



HANSAJET
sport shower, DN 15
0486 0100 chrome
projection: 125 mm



HANSAJET
power shower, DN 15
0440 0100 chrome
amplitude: 95 mm
projection: 125 mm




HANSAJET
power shower, DN 20
0439 0100 chrome
amplitude: 150 mm
projection: 165 mm



HANSADUOJET S
side shower, DN 15
0436 0100 chrome


Wall connection elbow (series independent)




HANSA
wall connection elbow,
DN 15
with integrated stop
5157 0172 chrome
can also be used as an
angle valve



HANSA
wall connection elbow,
DN 15
with integrated stop
5157 0173 chrome
can also be used as an
angle valve



HANSA
wall connection elbow,
DN 15
5118 0170 chrome



HANSA
wall connection elbow,
DN 15
5118 0173 chrome



HANSAJET
wall connection elbow,
DN 15
0446 0100 chrome



HANSAJET
wall connection elbow,
DN 15
0442 0100 chrome



HANSA
wall connection elbow,
DN 15
5252 0100 chrome

Accessories



HANSA
shower hose emptying
valve, DN 15
0405 0100 chrome



HANSA
shower hose plug-in
connector, DN 15
0405 0200 chrome



HANSACLEAR
wall bar corner
mounting set
0453 0200 chrome



HANSAPREMIO
wall bar corner
mounting set
0452 0100 chrome



HANSAVIVA
corner mounting set
4423 0100 chrome

HANSA Accessories



HANSA
glass holder
5129 0970 chrome
crystal glass



HANSA
soap dish
5127 0970 chrome
crystal glass




HANSA
soap dispenser
5130 0970 chrome
crystal glass



HANSA
towel rail
5123 0970 chrome



HANSA
towel ring
5131 0970 chrome



HANSA
bath towel rail
5128 0970 chrome



HANSA
bath handle
5126 0970 chrome



HANSA
towel hook/bathrobe hook
5132 0970 chrome



HANSA
toilet roll holder
5124 0970 chrome



HANSA
spare toilet roll holder
5133 0970 chrome



HANSA
toilet brush set
5125 0970 chrome



HANSA
corner mounting set
5190 0900 chrome

Accessories



HANSA Wall/Bath Spouts HANSALOFT



HANSALOFT
bathtub spout, DN 15**
5765 2100 chrome
also compatible with
HANSAMATRIX
projection: 193 mm



HANSADESIGNO
bathtub spout, DN 15
5116 2170 chrome
also compatible with
HANSAMATRIX
projection: 180 mm



HANSALIGNA
bathtub spout,
DN 15 (G 1/2)**
0682 2102 chrome
projection: 180 mm



HANSASTELA
bathtub spout,
DN 15 (G 1/2)**
5782 2100 chrome
projection: 160 mm



HANSARONDA
bathtub spout,
DN 15 (G 1/2)**
0582 2172 chrome
projection: 180 mm




HANSA
bath/basin wall spout,
DN 15
5116 2100 chrome
projection: 200 mm



HANSA
bathtub spout, DN 15
5250 2100 chrome
projection: 170 mm



HANSA
bath spout, DN 20
0598 2100 0050 chrome
projection: 160 mm



HANSA
bath spout, DN 20
0599 2100 0050 chrome
projection: 250 mm



HANSA
pillar connection,
G 1/2 x G 3/4
0528 0100 chrome



HANSA
pillar connection,
G 1/2 x G 3/4
0528 0100 0038 chrome

installation set HANSAFILL



HANSAFILL
tub filler and drain
assembly
installation set
0516 0100




HANSAFILL
tub filler and drain
assembly
installation set
0517 0100 chrome

Accessories




HANSAFILL
flexible connection hose
for installation set
0518 0100



HANSAFILL
trim kit
0519 9000 chrome




HANSA
trim kit
Pipe interrupter*
4481 0000 chrome
also compatible with
HANSAMATRIX




HANSA
trim kit
Pipe interrupter*
4482 0000 chrome


HANSAPUBLIC




Basin/Sink wall-mounted mixer




HANSAPUBLIC
trim kit
wall-mounted single-lever
basin mixer, DN 15*
5793 2171 chrome
spout, (-) Ø 19 mm, length can
be shortened
projection: 225 mm



HANSAPUBLIC
trim kit
wall-mounted single-lever
basin mixer, DN 15*
5794 2171 chrome
spout, Ø 26 mm, length can
be shortened
projection: 225 mm



HANSAPUBLIC
trim kit
wall-mounted single-lever
basin mixer, DN 15*
5795 2171 chrome
spout, Ø 19 mm, length can
be shortened
projection: 300 mm



HANSAPUBLIC
trim kit
wall-mounted single-lever
basin mixer, DN 15*
5796 2171 chrome
spout, Ø 26 mm, length can
be shortened
projection: 300 mm


Wash basin pillar valve



HANSANOVA STYLE
basin pillar valve, DN 15
5093 8101 chrome
5093 8101 82 white
5093 8101 84 black
5093 8101 96 stainless steel
projection: 94 mm



HANSANOVA STYLE
basin pillar valve, DN 15
5091 8101 chrome
projection: 131 mm




HANSANOVA STYLE Set
basin pillar valve, DN 15
5093 8191 chrome
with HANSAMINIMAT safety
thermostatic mixer
projection: 94 mm



HANSANOVA STYLE Set
basin pillar valve, DN 15
5091 8191 chrome
with HANSAMINIMAT safety
thermostatic mixer
projection: 131 mm



HANSANOVA STYLE
wall-mounted basin valve,
DN 15
5086 8101 chrome
projection: 107 mm



HANSANOVA STYLE
wall-mounted basin valve,
DN 15
5096 8101 chrome
projection: 186 mm



HANSANOVA
basin pillar valve, DN 15
0093 8101 chrome
projection: 93 mm



HANSANOVA
basin pillar valve, DN 15
0091 8101 chrome
projection: 127 mm

Washbasin wall-mounted mixer

washbasin wall-mounted mixer



HANSANOVA
wall-mounted basin valve,
DN 15
0086 8101 chrome
projection: 106 mm



HANSANOVA
wall-mounted basin valve,
DN 15
0096 8101 chrome
projection: 186 mm

HANSAPOLO PUBLIC



Self-closing fitting




HANSAPOLO PUBLIC
basin mixer self-closing
valve, DN 15
5147 2211 chrome
projection: 90 mm

HANSAPUBLIC electronic



Basin/Sink wall-mounted mixer



HANSAPUBLIC E
basin electronic
thermostatic mixer, DN 15
for wall-mounting
5272 2200 chrome
projection: 204 mm




HANSAPUBLIC E
basin electronic
thermostatic mixer, DN 15
for wall-mounting
5273 2200 chrome
projection: 264 mm




HANSAPUBLIC E
function unit with trim kit
for HANSAPUBLIC E
concealed electronic mixer,
DN 15 (G1/2)
for cold or pre-tempered
water only*
4180 2100 chrome
projection: 120 mm



HANSAPUBLIC E
function unit with trim kit
for HANSAPUBLIC E
concealed electronic mixer,
DN 15 (G1/2)
for cold or pre-tempered
water only*
4180 2110 chrome
projection: 170 mm



HANSAPUBLIC E
function unit with trim kit
for HANSAPUBLIC E
concealed electronic mixer,
DN 15 (G1/2)
for cold or pre-tempered
water only*
4180 2120 chrome
projection: 220 mm




HANSAPUBLIC E
function unit with trim kit
for HANSAPUBLIC E
concealed electronic mixer,
DN 15 (G1/2)
with temperature mixing
device*
4181 2101 chrome
projection: 120 mm

Shower



HANSAPUBLIC E
function unit with trim kit
for HANSAPUBLIC E
concealed electronic mixer,
DN 15 (G1/2)
with temperature mixing
device*
4181 2111 chrome
projection: 170 mm



HANSAPUBLIC E
function unit with trim kit
for HANSAPUBLIC E
concealed electronic mixer,
DN 15 (G1/2)
with temperature mixing
device*
4181 2121 chrome
projection: 220 mm



HANSAPUBLIC E
function unit with trim kit
for HANSAPUBLIC E
thermostatic shower mixer,
DN 15 (G 1/2)
for concealed installation*
4190 9001 chrome



HANSAPUBLIC E
function unit with trim kit
for HANSAPUBLIC E
thermostatic shower mixer,
DN 15 (G 1/2)
for concealed installation*
4191 9001 chrome
self-closing fitting, DN 15

concealed power supply
5828 0100

plug power supply
5829 0100

**power supply for switching
cabinet-installation**
5830 0100

HANSACOBRA electronic



Washbasin




HANSACOBRA
electronic basin mixer,
DN 15
mains supply
0940 2100 chrome
sensory operation (infrared),
flexible hoses
projection: 122 mm



HANSACOBRA
electronic basin mixer,
DN 15
mains supply
0941 2100 chrome
sensory operation (infrared),
without pop-up waste,
flexible hoses
projection: 122 mm




HANSACOBRA
electronic basin mixer,
DN 15
mains supply
0942 1100 chrome #
sensory operation (infrared),
for open hot water heaters
projection: 122 mm



HANSACOBRA
electronic basin mixer,
DN 15
mains supply
0943 1100 chrome #
sensory operation (infrared),
for open hot water heaters
projection: 122 mm



HANSACOBRA
electronic basin mixer,
DN 15
battery-operated
0940 2110 chrome
sensory operation (infrared),
flexible hoses
projection: 122 mm



HANSACOBRA
electronic basin mixer,
DN 15
battery-operated
0941 2110 chrome
sensory operation (infrared),
without pop-up waste,
flexible hoses
projection: 122 mm

WC



HANSACOBRA
concealed electronic mixer,
DN 15 (G1/2)
mains supply*
5180 2001 96 cover plate
and spout
brushed high grade steel
projection: 170 mm



HANSACOBRA
concealed electronic mixer,
DN 15 (G1/2)
mains supply*
5180 2101 96 cover plate
and spout
brushed high grade steel
projection: 220 mm



HANSACOBRA
exposed urinal fitting,
DN 15
battery-operated
0944 0110 chrome



concealed urinal trim kit,
DN 15, mains supply*
0946 9100 chrome
0946 9100 96 stainless steel

HANSADESIGNO electronic



Washbasin



HANSADESIGNO-E
electronic basin mixer,
DN 15
mains supply
5179 2200 chrome
sensory operation (infrared),
pull pop-up waste, flexible
hoses
projection: 110 mm



HANSADESIGNO-E
electronic basin mixer,
DN 15
mains supply
5174 2200 chrome
sensory operation (infrared),
for cold or pre-tempered
water only, without draw-rod
opening
projection: 110 mm



HANSADESIGNO-E
electronic basin mixer,
DN 15
battery-operated
5179 2210 chrome
sensory operation (infrared),
pull pop-up waste, flexible
hoses
projection: 110 mm



HANSADESIGNO-E
electronic basin mixer,
DN 15
battery-operated
5177 2210 chrome
sensory operation (infrared),
without draw-rod opening,
flexible hoses
projection: 110 mm



HANSADESIGNO-E
electronic basin mixer,
DN 15
battery-operated
5174 2210 chrome
sensory operation (infrared),
for cold or pre-tempered water
only, without pop-up waste
projection: 110 mm



HANSADESIGNO-S
electronic basin mixer,
DN 15
SOLAR with support
battery
5179 2220 chrome
sensory operation (infrared),
pull pop-up waste, flexible
hoses
projection: 110 mm



HANSADESIGNO-S
electronic basin mixer,
DN 15
SOLAR with support
battery
5174 2220 chrome
sensory operation (infrared),
for cold or pre-tempered water
only, without pop-up waste
projection: 110 mm



HANSADESIGNO-T
self-closing fitting, DN 15,
battery operated
5176 2211 chrome
electronically controlled basin
fitting with start/stop button,
without pop-up waste,
flexible hoses
projection: 110 mm



HANSADESIGNO-T
self-closing fitting, DN 15,
battery operated
5175 2211 chrome
electronically controlled basin
fitting with start/stop button,
for cold or pre-tempered water
only, without pop-up waste
projection: 110 mm

HANSAMIX electronic

electronic one-hole basin mixer



HANSAMIX-E
electronic basin mixer,
DN 15
mains supply

5079 2200 chrome
sensory operation (infrared),
pull pop-up waste,
flexible hoses
projection: 111 mm



HANSAMIX-E
electronic basin mixer,
DN 15
mains supply

5077 2200 chrome
sensory operation (infrared),
without pop-up waste,
flexible hoses
projection: 111 mm



HANSAMIX-E
electronic basin mixer,
DN 15
mains supply

5074 2200 chrome
sensory operation (infrared),
for cold or pre-tempered water
only, without pop-up waste
projection: 111 mm



HANSAMIX-E
electronic basin mixer,
DN 15
mains supply

5080 1100 chrome ^{IP}
sensory operation (infrared),
without pop-up waste
projection: 111 mm



HANSAMIX-E
electronic basin mixer,
DN 15
battery-operated

5079 2210 chrome
sensory operation (infrared),
pull pop-up waste,
flexible hoses
projection: 111 mm



HANSAMIX-E
electronic basin mixer,
DN 15
battery-operated

5077 2210 chrome
sensory operation (infrared),
without pop-up waste,
flexible hoses
projection: 111 mm



HANSAMIX-E
electronic basin mixer,
DN 15
battery-operated

5074 2210 chrome
sensory operation (infrared),
for cold or pre-tempered water
only, without pop-up waste
projection: 111 mm



HANSAMIX-E
electronic basin mixer,
DN 15
battery-operated

5081 1100 chrome ^{IP}
for open hot water heaters,
sensory operation (infrared),
pull pop-up waste
projection: 111 mm



HANSAMIX-S
electronic basin mixer,
DN 15
SOLAR with support
battery

5079 2220 chrome
sensory operation (infrared),
pull pop-up waste
projection: 111 mm



HANSAMIX-S
electronic basin mixer,
DN 15
SOLAR with support
battery

5077 2220 chrome
sensory operation (infrared),
without pop-up waste,
flexible hoses
projection: 111 mm



HANSAMIX-T
self-closing fitting, DN 15
battery-operated

5076 2211 chrome
electronically controlled
basin fitting with start/stop
button, without pop-up waste,
TIPTRONIK
projection: 111 mm



HANSAMIX-T
self-closing fitting, DN 15
battery-operated

5075 2211 chrome
electronically controlled basin
fitting with start/stop button,
for cold or pre-tempered water
only, without pop-up waste
projection: 111 mm

HANSAPRIMA-E



HANSAPRIMA-E
electronic basin mixer,
DN 15
battery-operated

5274 2210 chrome
sensory operation (infrared),
for cold or pre-tempered water
only, without pop-up waste
projection: 134 mm

Accessories




HANSA
hot air hand dryer
for exposed wall-mounting
0505 0900 82 white



HANSA
soap dispenser
for exposed wall-mounting,
battery operated
0506 0900 82 white

Concealed components for HANSA products.

HANSAMATRIX Installation System



Suitable for:
HANSALIVING:
HANSALOFT
HANSADESIGNO
HANSALIGNA
HANSASTELA
HANSARONDA

Recommended for:
HANSAEDITION

HANSAMATRIX single components Washbasin / HANSAMATRIX UP



HANSALOFT
trim kit
wall-mounted single-lever
basin mixer, DN 15
5757 2103 chrome
projection: 197 mm



HANSADESIGNO
trim kit
wall-mounted single-lever
basin mixer, DN 15
5109 2173 chrome
5109 2177 chrome, lever with
black glass inlay
5109 2178 chrome, lever with
white glass inlay
projection: 200 mm



HANSALIGNA
trim kit
wall-mounted single-lever
basin mixer, DN 15
4489 2103 chrome
projection: 190 mm



HANSASTELA
trim kit
wall-mounted single-lever
basin mixer, DN 15
4490 2103 chrome
projection: 166 mm



HANSARONDA
trim kit
wall-mounted single-lever
basin mixer, DN 15
4488 2103 chrome
projection: 186 mm

Bath/Shower / HANSAMATRIX UP



HANSAMATRIX
concealed installation unit,
DN 15 (G 1/2)
single-lever mixer
4400 0000
forward outlet



HANSAMATRIX
trim kit for single-lever
shower mixer
5764 9503 chrome
suitable for HANSALOFT, with
2-way-diverter



HANSAMATRIX
trim kit for single-lever
shower mixer
4451 9503 chrome
suitable for HANSADESIGNO,
with 2-way-diverter




HANSAMATRIX
trim kit for single-lever
shower mixer
4455 9503 chrome
suitable for HANSALIGNA,
with 2-way-diverter



HANSAMATRIX
trim kit for single-lever
shower mixer
4457 9503 chrome
suitable for HANSASTELA, with
2-way-diverter



HANSAMATRIX
trim kit for single-lever
shower mixer
4459 9503 chrome
suitable for HANSARONDA,
with 2-way-diverter



HANSAMATRIX
concealed installation unit,
DN 15 (G 1/2)
single-lever mixer
4401 0000
with 2-way-diverter



HANSAMATRIX
trim kit
thermostatic mixer
4452 9503 chrome
suitable for HANSALOFT,
HANSADESIGNO,
HANSALIGNA, HANSASTELA,
HANSARONDA, for 1 wall
outlet/with shut-off valve



HANSAMATRIX
concealed installation unit,
DN 15 (G 1/2)
thermostatic mixer
4402 0000
with shut-off valve, with
protection against scalding




HANSAMATRIX
trim kit
thermostatic mixer
4453 9503 chrome
suitable for HANSALOFT,
HANSADESIGNO,
HANSALIGNA, HANSASTELA,
HANSARONDA, with 2-way-
diverter/with volume control



HANSAMATRIX
concealed installation unit,
DN 15 (G 1/2)
thermostatic mixer
4403 0000
with 2-way-diverter, with
protection against scalding



HANSA
trim kit
Pipe interrupter
4481 0000 chrome
also compatible with
HANSAMATRIX



HANSA
Pipe interrupter
concealed installation unit,
DN 15 (G 1/2)
4480 0000
available for 4481 and 4482



HANSALOFT
bathtub spout, DN 15
5765 2100 chrome
also compatible with
HANSAMATRIX
projection: 193 mm

Shower / HANSAMATRIX UP



HANSADESIGNO
bathtub spout, DN 15
5116 2170 chrome
also compatible with
HANSAMATRIX
projection: 180 mm



HANSALIGNA
bathtub spout, DN 15
(G 1/2)
0682 2102 chrome
projection: 180 mm



HANSASTELA
bathtub spout,
DN 15 (G 1/2)
5782 2100 chrome
projection: 160 mm



HANSARONDA
bathtub spout,
DN 15 (G 1/2)
0582 2172 chrome
projection: 180 mm



HANSAMATRIX
trim kit for single-lever
shower mixer
5763 9503 chrome
suitable for HANSALOFT,
forward outlet



HANSAMATRIX
trim kit for single-lever
shower mixer
4450 9503 chrome
suitable for HANSADESIGNO,
forward outlet



HANSAMATRIX
trim kit for single-lever
shower mixer
4454 9503 chrome
suitable for HANSALIGNA,
forward outlet



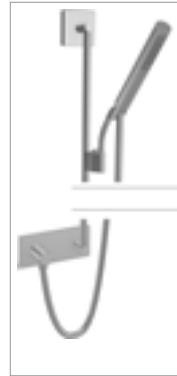
HANSAMATRIX
trim kit for single-lever
shower mixer
4456 9503 chrome
suitable for HANSASTELA,
forward outlet



HANSAMATRIX
trim kit for single-lever
shower mixer
4458 9503 chrome
suitable for HANSARONDA,
forward outlet



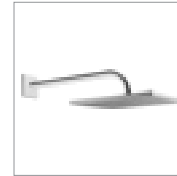
HANSAMATRIX
concealed installation unit,
DN 15 (G 1/2)
single-lever mixer
4400 0000
forward outlet




HANSAMATRIX
wall bar set 1100 mm
4442 0100 chrome



HANSAMATRIX
shower set
4443 0100 chrome



HANSAVIVA
overhead shower, DN 15
0418 0340 chrome
shower head square
250 x 250 mm
projection: 400 mm



HANSAVIVA
overhead shower, DN 15
0418 0240 chrome
shower head square
200 x 200 mm
projection: 400 mm



HANSARAIN
overhead shower, DN 15
0418 0300 chrome
shower head, solid brass
Ø 220 mm
projection: 400 mm



HANSAVIVA
overhead shower, DN 15
0419 0340 chrome
shower head square
250 x 250 mm




HANSAVIVA
overhead shower, DN 15
0419 0240 chrome
shower head square
200 x 200 mm



HANSARAIN
overhead shower, DN 15
0419 0300 chrome
shower head, solid brass
Ø 220 mm



HANSAMATRIX
concealed installation unit,
DN 15 (G 1/2)
connection angle
4404 0000



HANSAMATRIX
assembly rail
4405 0000



HANSAMATRIX
assembly angle-set
4405 0100


Accessories



HANSA
solid-metal wall bar
wall bar 1100 mm
4441 0100 chrome

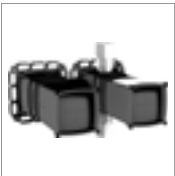


HANSA
wall-mounted shower
bracket
4444 0100 chrome




HANSA
wall connection elbow,
DN 15
5118 0170 chrome

Product packet
Washbasin




HANSAMATRIX
concealed installation unit,
DN 15 (G 1/2)
single-lever mixer
4400 0000
forward outlet


Bath/Shower



HANSAMATRIX
installation unit set 02
single-lever mixer, DN 15
4486 0020
for two wall outlets
suitable for trim kit installation
set 09 and 10




HANSAMATRIX
installation unit set 05
thermostatic mixer,
DN 15 (G1/2)
4486 0050
for two wall outlets
suitable for trim kit installation
set 11 and 12

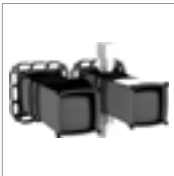


HANSAMATRIX
installation unit set 06
single-lever mixer, DN 15
4486 0060
for distant positioned bathtub
spout (HANSAFILL), without
HANSAFILL tub filler and drain
assembly
suitable for trim kit installation
set 13


Shower




HANSAMATRIX
installation unit set 01
single-lever mixer, DN 15
4486 0010
for two wall outlets
suitable for trim kit installation
set 03 and 04



HANSAMATRIX
concealed installation unit,
DN 15 (G 1/2)
single-lever mixer
4400 0000
forward outlet
suitable for trim kit installation
set 01 and 02



HANSAMATRIX
installation unit set 04
thermostatic mixer,
DN 15 (G1/2)
4486 0040
for two wall outlets
suitable for trim kit installation
set 08




HANSAMATRIX
installation unit set 03
thermostatic mixer,
DN 15 (G1/2)
4486 0030
for one wall outlet
suitable for trim kit installation
set 05 and 06

HANSAVAROX
concealed system



suitable for:
HANSA|LIVING:
all series
HANSA|HOME:
all series

HANSAVAROX-installation unit



HANSAVAROX
base unit, compact
solution, DN 15
concealed unit
4000 0000
without shut-off valves



HANSAVAROX
base unit, compact
solution, DN 15
concealed unit
4001 0000
with shut-off valves

HANSAVARIO
concealed system thermostat



suitable for:
HANSALIVING:
HANSA**LIVING**-thermostat
HANSA**HOME**-thermostat
HANSA**MIX**-thermostat

HANSAVARIO THM-installation unit DN 20 (G3/4)



HANSAVARIO
concealed installation unit
thermostatic mixer,
DN 20 (G3/4)
0805 0290
with shut-off valves

Other concealed modules

2-hole



suitable for:
2-hole wall mixers
HANSALOFT
HANSADESIGNO
HANSALIGNA
HANSASTELA
HANSARONDA
HANSAPUBLIC



HANSAVARIO
concealed installation unit,
DN 15 (G 1/2)
for 2-hole wall-mounted
basin mixer
5786 0100

3-hole



suitable for:
3-hole wall mixers
HANSADESIGNO
HANSALIGNA
HANSASTELA



HANSAVARIO
installation unit for 3-hole
wall-mounted basin mixer,
DN 15 (G 1/2)
5120 0100

HANSAVARIO
Concealed system lever mixer



suitable for:
HANSAFORM
HANSAVANTIS/-STYLE
HANSAPINTO
HANSAPRIMO
HANSAPOLO
HANSAPICO

HANSAVARIO 3.5 Installation unit



HANSAVARIO
concealed installation unit
single-lever mixer, DN 15
5000 0100

HANSATHERM

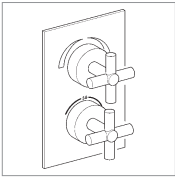


suitable for:
HANSATHERM
Complete products

Bath/Shower



HANSATHERM
thermostatic mixer,
DN 20 (G3/4)
concealed installation unit
and trim kit
0807 0101 chrome



HANSATHERM
thermostatic mixer,
DN 20 (G3/4)
concealed installation unit
and trim kit
0807 0102 chrome



HANSATHERM
thermostatic mixer,
DN 20 (G3/4)
concealed installation unit
and trim kit
0806 0101 chrome

HANSAVARIO 3.5, 90 mm



suitable for:
HANSAFORM
HANSAVANTIS
HANSA PINTO
HANSA PRIMO
HANSA POLO
HANSA PICO



HANSAVARIO
single-lever mixer,
DN 15 (G 1/2)
for wall-mounting
5050 0100

HANSAVARIO



suitable for:
Free-standing bathtub mixer
HANSA LOFT
HANSA DESIGNO
HANSA LIGNA
HANSA RONDA




HANSAVARIO
installation unit,
DN 15 (G1/2)
for bath mixers
5328 0100
ground-standing

4-hole rim-mounted



suitable for:
HANSA|LIVING
all series
HANSA|HOME
HANSAMIX
HANSA PRADO

Installation unit



HANSA COMPACT
4-hole universal rim-
mounted installation unit
for pillar spout, DN 20
for pillar mounting
5302 0200 chrome



HANSA COMPACT
wall-mounted and
renovation unit
for 4-hole tiled rim
assembly with universal
installation unit, DN 20
for pillar spout, DN 20
5308 0200 chrome
for wall-mounting or for
replacing older rim-mounted
fittings




HANSA
4-hole universal rim-
mounted installation unit,
DN 20
5304 0200 chrome

3-hole rim-mounted



suitable for:
HANSA|LIVING
all series
HANSA|HOME
HANSAMIX
HANSA PRADO

Installation unit



HANSA COMPACT
3-hole universal rim-
mounted installation unit
for distant positioned
bathtub spout, DN 20
for pillar mounting
5301 0200 chrome



HANSA COMPACT
wall-mounted and
renovation unit
for 3-hole-tiled rim
assembly with universal
installation unit, DN 20
for distant positioned
bathtub spout, DN 20
5307 0200 chrome



HANSA
3-hole universal rim-
mounted installation unit,
DN 20
for distant positioned
bathtub spout, DN 20
5303 0200 chrome

2-hole rim-mounted



suitable for:
HANSA|HOME
HANSAMIX
HANSAPRADO

Trim Kits



trim kit 2-hole single-lever mixer with extractable bathtub spout
5321 2030 chrome
suitable for the series HANSAMIX and HANSAPRADO, without operating lever



HANSAMIX operating lever (metal)
0188 0073 chrome




HANSAPRADO operating lever (metal)
0158 0073 chrome

Installation unit



HANSA 2-hole individual fitting installation set (light) for rim-mounting for extractable bathtub spout, DN 20
5305 0000 chrome

individual fittings for rim-mounted system



suitable for:
HANSA|HOME
HANSAMIX
HANSAPRADO

trim kits and installation units



trim kit single-lever mixer
5338 9100 chrome
suitable for the series HANSAMIX and HANSAPRADO, without operating lever



HANSAMIX operating lever (metal)
0188 0073 chrome



HANSAPRADO operating lever (metal)
0158 0073 chrome



HANSA individual fitting for rim-mounted system installation unit for single-lever mixer, DN 20
5329 0100 chrome



diverter trim kit
5339 9105 chrome



HANSA individual fitting for rim-mounted system concealed universal installation unit for diverter
5330 0100 chrome



trim kit pillar spout
5332 2100 chrome
projection: 185 mm



trim kit pillar spout
5333 2100 chrome
projection: 240 mm



HANSA individual fitting for rim-mounted system concealed universal installation unit for pillar spout, DN 20
5309 0100 chrome



Shower trim kit for hose guide
0428 0100
0409 9130 chrome



HANSA shower bracket for individual rim-mounting
0409 9130
0428 0100 chrome

ROLLBOX with automatic hose rewind



suitable for:
HANSA|LIVING
all series
HANSA|HOME
all series

trim kits and installation units



HANSADESIGNO
trim kit for
ROLLBOX 5306
5324 9190 chrome




HANSASTILO
trim kit for
ROLLBOX 5306
5354 9170 chrome



HANSASTILO
trim kit for
ROLLBOX 5306
5354 9120 chrome
square rosette, 75x75mm




HANSAJET
trim kit for
ROLLBOX 5306
5324 9130 chrome



ROLLBOX
installation unit for
individual rim-mounting
5306 0200 chrome

Accessories Multiway diverter



ROLLBOX
installation unit for
individual rim-mounting
**Hose guide with automatic
hose rewind**
5306 0300 chrome



HANSA
trim kit
multi-way diverter
0287 9172 chrome
0287 9177 chrome, lever with
black glass inlay
0287 9178 chrome, lever with
white glass inlay
square rosette, 75x75mm,
round rosette, Ø 75 mm
additionally enclosed, suitable
for concealed unit 0285 0100



HANSA
trim kit
multi-way diverter
0287 9135 chrome



HANSA
concealed installation unit
0285 0100
for multi-way diverter G 3/4,
DN 20



HANSA
trim kit
0228 9172 chrome
0228 9177 chrome, lever with
black glass inlay
0228 9178 chrome, lever with
white glass inlay



HANSA
trim kit
0628 9105 chrome



HANSA
trim kit
4228 9135 chrome

Trim kit for concealed valves



HANSAPRISMA
trim kit
0228 9134 chrome



HANSALUX
trim kit
0228 9135 chrome



HANSA
concealed installation unit
0295 0100
for multi-way diverter
G 1/2, DN 15



HANSA
trim kit
0228 9172 chrome
0228 9177 chrome,
lever with black glass inlay
0228 9178 chrome,
lever with white glass inlay



HANSA
trim kit
0628 9105 chrome




HANSA
trim kit
4228 9135 chrome



HANSAPRISMA
trim kit
0228 9134 chrome

Installation unit for concealed valves



HANSALUX
trim kit
0228 9135 chrome



trim kit
0250 9141 chrome
for concealed valves
DN 15/DN 20 (15 mm/22 mm)



HANSA
**concealed valve with
ceramic discs**
0225 0100
G 1/2 threaded connection



HANSA
**concealed valve with
ceramic discs**
0226 0100
G 3/4 threaded connection



HANSA
**concealed valve with
Präzisa spindle headpart**
0220 0100
G 1/2 threaded connection



HANSA
**concealed valve with
Präzisa spindle headpart**
0221 0100
G 3/4 threaded connection



HANSA
**concealed valve with
Präzisa spindle headpart**
0230 0100
soldered connection

The products shown here represent a small selection of the comprehensive HANSA program. Our sales branches will be happy to offer you more information and advice on our complete range.

HANSA – THERE FOR YOU, WHEREVER YOU ARE.

HANSA HEAD OFFICE

HANSA Metallwerke AG
Sigmaringer Str. 107
70567 Stuttgart
Germany
Tel.: +49 711 1614 0
Fax: +49 711 1614 368
info@hansa.de

1. HANSA GERMANY

HANSA Metallwerke AG
Customer Service Centre
Sigmaringer Str. 107
70567 Stuttgart
Tel.: +49 711 1614 888
Fax: +49 711 1614 801
kundenzentrum@hansa.de

2. HANSA EUROPE

HANSA Austria GmbH
5013 Salzburg
Tel.: +43 662 433 1000
Fax: +43 662 433 10020
office@hansa.at

HANSA Belgium BVBA-SPRL
1731 Zellik
Tel.: +32 (0)2 253 6666
Fax: +32 (0)2 253 2275
info@hansa-belgium.be

HANSA Česko s.r.o.
331 41 Kralovice
Tel.: +420 373302113
Fax: +420 373396260
hansa.cesko@hansa.cz

HANSA France SARL
67038 Strasbourg - Cedex 2
Tel.: +33 3 88788 800
Fax: +33 3 88765 532
info@hansa.fr

HANSA España, S.A.U.
08901 – L'Hospitalet de Llobregat
Barcelona
Tel.: +34 93 637 4460
Fax: +34 93 637 4568
info@hansa.es

HANSA Italiana S.r.l.
37014 Castelnuovo del Garda (VR)
Tel.: +39 0 45 7575333
Fax: +39 0 45 7571258
hansaitaliana@hansa.it

HANSA Nederland B.V.
3861 MA Nijkerk
Tel.: +31 33 2 463 463
Fax: +31 33 2 463 431
info@hansa-nederland.nl

HANSA Polska Sp z o.o.
62-081 Baranowo k. Poznań
Tel.: +48 61 6500 441
Fax: +48 61 6527 295
hansa@hansa.pl

HANSA Russia
127566 Moskau
Tel.: +7 985-768-52-03
info@hansa-russia.ru

3. HANSA ASIA

HANSA Representative Office China
HuangPu District
200002 Shanghai
Tel.: +86 21 6335 1886
Fax: +86 21 6335 1661
williamchen@hansa-sh.com

AQUAPUNKT
Rediscover water.
Take a look.
www.aquapunkt.com

HANSA — THERE IS MORE IN IT.

Excellent product quality is created when every detail is considered important, is well-thought-out, offers noticeable benefits. At HANSA, this is evident from many technical characteristics and special features that make every single fitting unique. To be able to easily allocate the most important arguments, we have depicted these in the form of pictograms for every fitting range. At least one product of this range has the indicated characteristics.

Ecology:

Flow limitation, saving and comfort zones, and other, in some cases, individually adjustable options for optimizing water and energy consumption.

Comfort:

Features that make operation of the fitting and use of water easier and particularly pleasant.

Health:

High demands are placed on water quality. We meet them by using special materials and ensure optimum hygiene.

Safety:

Using water should be a pleasure. Our fittings offer reliable product characteristics for long-term safe operation.

Technology:

Product characteristics that may be crucial for the suitability of the individual planning situation.

Ecology:



Restriction of the flow rate to 6 l/min (indicated by product) and intelligent stream formation ensure optimised water consumption with full comfort.



Consumes up to 50 % / 60 % / 75 % less water and energy* due to individually adjustable water saving functions.

Comfort:



Touch-free operation. Maximum comfort, maximum hygiene.



Extremely quiet. Fitting complies with the strict conditions under noise protection class 1.



Lightweight for particularly smooth and simple operation.



Quick and easy to clean.



Twist Guard: hose cone equipped with an integrated twist guard.



Integrated light element ensures safer operation and makes the "water experience" even more amazing.



Spouts can be shortened or are available in different lengths to give you more freedom with planning and design.



Extremely robust, high-quality stainless steel, creating a truly distinctive finish.



LAMINAR Classic – needle spray, even, fine water streams.



LAMINAR Active – needle spray, powerful, precision water streams.



LAMINAR Massage powerful, precision water streams.



LAMINAR Soft soft, full water streams.



LAMINAR Cascade – cascade stream, one single formed stream (according to set water volume).



LAMINAR Rain voluminous, generous water stream.



Surfaces are available in various colours and materials.



More range and functional plus thanks to a single or multi-spray pull-out shower.

Health:



Touch-free operation. Maximum comfort, maximum hygiene.



Thermostat is suitable for thermal disinfection, which is particularly important for public or large-scale facilities.



WATER SAFE. Hi-tech function. Preserves water quality.



Surfaces in contact with drinking water do not have a nickel coating.



Brass in contact with drinking water contains less than 0.3% lead.

Safety:



Our thermostats offer maximum safety with protection against scalding.



THERMO COOL. Improved safety – the housing of the fittings conducts minimal heat.

Technology:



The right product for the modular and design-oriented concealed installation system HANSAMATRIX.



Low-pressure fitting – for accordingly designed systems.



Suitable for instantaneous water heaters (shower above 20 kW or bathtub above 24 kW) with relevant limited functionality.

* in comparison to a conventional two-handle mixer.

LEGAL NOTICE

Publisher:

Hansa Metallwerke AG, Stuttgart

Concept and layout:

kainz_werbeagentur, Lindau

Litho: Lösch MedienManufaktur,
Waiblingen

Printing: Bechtle Druck,
Esslingen / N

Photos: Kuhnle+Knödler,
Ernesto Martens.

We also wish to thank the following
people and companies for their
support:

Alape, Gino Cenedese, Duravit AG,
Duscholux GmbH, Keramag AG and
STS-Mein Bad, Bette GmbH & Co.KG,
Franz Kaldewei GmbH&Co.KG, Erwin
Müller GmbH (EMCO).

All rights reserved. The reproduction
of articles is only possible with the
express written permission of
HANSA and with a precise list of
references. Technical details and
product details subject to change.
In spite of the most modern printing
machines, there may be slight colour
deviations.

Range and technical details subject
to change. Errors and omissions
excepted.